

Parks, Recreation and Cultural Services



PR&CS Administration
1401 Recreation Way
Colorado Springs, CO 80905

Agenda

Parks, Recreation and Cultural Services Advisory Board

Thursday, April 13, 2022

7:30 a.m.

1401 Recreation Way

How to call in to the meeting for citizens:

Please dial +1 (720) 617-3426 Conference ID: 190 000 541#

How to comment:

- *For Citizen Discussion concerning items that are not on the agenda please email your comments to: PRCS-ParksAdvisoryBoard-SMB@coloradosprings.gov in advance of the meeting.*
- *For Agenda Items- Before the meeting, those who wish to comment should submit their name, telephone number, and the topic or agenda item for comment to PRCS-ParksAdvisoryBoard-SMB@coloradosprings.gov. If you are a participant in Microsoft TEAMS please use the chat function to indicate you would like to comment. If you have joined the meeting via conference call, please listen for your opportunity to comment. You will be called upon to comment using the last four digits of your telephone number. Please limit your comment to three minutes.*

Call to Order

Citizen Discussion

Time for any individual to bring before the Parks and Recreation Advisory Board any matter of interest they wish to discuss that is not elsewhere on the agenda. Comments are restricted to three (3) minutes; you will hear an alarm when your time is up. Please contact PR&CS staff no later than the last Wednesday of the month prior if you wish to place a longer presentation on the agenda.

Approval of Minutes – March 9, 2023

Minutes are posted no later than 5:00 pm on the Tuesday before the meeting at:
<https://coloradosprings.gov/city-council/page/parks-and-recreation-advisory-board>

Ceremonial Items – Time Certain 9:00 a.m.

National Volunteer Month and Recognition

April Allen

Action Items

Westside Community Center Fees and Charges

Kim King

Presentations

Veterans Memorial

Jake Butterfield

Staff Update

Election Update
Rock Ledge Ranch and Greenhouse Update
Water Conservation and Usage Update
Golf Annual Report
Community Engagement Update

Britt Haley
Matt Mayberry/Andy Morris
Eric Becker/Jarod Clayton
Pat Gentile
Blake Zink/Stephanie Adams

Board Business

Adjournment

National Volunteer Week Recognition

April 13, 2023

April Allen


Analyst II, Community &
Multimedia Coordinator



National Volunteer Week



- April 16 - 22, 2023
- National Volunteer Week was established in **1974**. This week highlights those individuals who are taking action, encouraging others as well as their communities to be at the center of positive change.
- City Council Resolution for National Volunteer Week with Community Advancing Public Safety (CAPS), Colorado Springs Stormwater & Colorado Springs Airport
 - 184,000 hours
 - 5.5M in economic impact



Individual Nominee

Volunteer of the Year



BOB FALCONE

TOPS Working Committee



- 5+ years of service
- Chairperson of the TOPS Working Committee
- Certified Leave No Trace Trainer, Regional Crew Leader, Board of Friends of Cheyenne Canon, TOSC Advisory Board, PPORA Advisory Board, Hosts the HikingBob podcast & writes a regular column for the Sixty35 newspaper

Individual Nominee

Volunteer of the Year



DIANNE HARTSHORN Evergreen Cemetery



- Organizes the Heritage Society for Evergreen Cemetery
 - Cleans & Restores historic headstones
- Coordinates –
 - Wreaths Across America
 - Memorial Day
- Helps the Museum digitize the historic cemetery lot books

Individual Nominee

Volunteer of the Year



JOHNATHAN STEPP

Meadows Park Community Center



- Commutes by city bus 1.5 hours each way to assist weekly with 2 programs at Meadows Community Center
- Adult Meal Program
 - Assists food coordinator
- Donated Groceries for shopping
 - Breaking down boxes, slicing tomatoes, arranging cheese blocks, silverware, etc.
- Johnathan assists wherever needed!

Individual Nominee

Volunteer of the Year



JUDY WILLEY

SIMD, Old Colorado City



- Every morning, she assists Rudy by picking up trash and dog waste in Old Colorado City!
- 4+ Years
- Judy is 76 years young and says she cleans for her exercise!
- Not only does she pick up trash, but she also is friendly to everyone and takes time to make sure the community is enjoying their time in Old Colorado City!


Individual Nominee

Volunteer of the Year



ROBERT YOUNG

Meadows Park Community Center



- Neighborhood on-call care giver!
- Getting groceries from community center for elderly neighbors, shovels snow, cleaning & caring for front yards of neighbors, and cares for the garden beds at Meadows Park!
- Served in military and loves to inform community members about the Olympic Training Center
- He's only ever asked for a volunteer t-shirt to represent the City with pride!

Individual Nominee

Volunteer of the Year



TRISTAN STEVENS

North Cheyenne Canon Park



- 9+ years of service
- Started as a teen volunteer at 16 years old
- Information Specialist at Helen Hunt Falls, Habitat Children's Program for Starsmore & Roving Interpreter
- 2022 Volunteer Hours - 255.75
- Lifetime Hours – 1,799.50




**The Runner-Up
for the 2022 Volunteer
of the Year is....**

DRUMROLL, PLEASE!

2022

Runner-Up Volunteer of the Year






**The 2022 Individual
Volunteer of the Year is....**

DRUMROLL, PLEASE!

2022

Volunteer of the Year



Group Nominee

Volunteer of the Year



Bread Based Universal Garden Support & BBUGS Cooking Club



- BBUGS Cooking Club & Garden teaches children at Meadows Park Community Center how to cook and garden – **FROM DIRT TO DELICIOUS!**
- Dan, the organizations' leader has volunteered for 10+ years
- During economic downturn in 2008, he continued to operate the garden and assist with weekly food distribution
- Kids are taught entrepreneurship through the BBUGS Cooking Club



Group Nominee

Volunteer of the Year



Otero Park Adoption – Mills Family



- John & Jeanne Mills
 - 12+ Years of Volunteer Service
 - Twice a month park clean up – they would have enough trash bags to fill a pickup truck
-
- Park Adoption – Trash & limb pick-up, cleaning pine needles, pulling weeds, caring for shrub beds & cleaning up the turf & native area

Group Nominee

Volunteer of the Year



RISE I Southeast

- Trusted conduit that represents authentic community voice
 - Instrumental in the planning and building of Panorama Park
-
- Countless hours engaging stakeholders, attending meetings and bringing the community's vision to the forefront to create Panorama Park as the most "inviting neighborhood park to date".
 - Collaborates with PlanCOS, Circle Drive Bridges Project, Trust for Public Land, Trails and Open Space Coalition & Transforming Safety Grant Program

Group Nominee

Volunteer of the Year



Mt. Cutler Adoption – Sharp/Henricks Family



- Adopters for 4+ years
- Trail was adopted in honor of Taylor William Henricks who passed away in 2017



- Depending on weather and availability, the group ranges anywhere from 2 - 16 volunteers
- In 2022, this group completed over 275 hours of service on Mt. Cutler
- Always reliable and very communicative adoption group!

Group Nominee

Volunteer of the Year



TRP Adaptive Water-Skiing Volunteers



- In 2022, 2 youth & 11 adults volunteered for the program contributing over \$11,600 in economic value
- 6-week program in summer 8:30am – 3pm and 20 individuals with disabilities are served each day!



- Volunteers bring their own motorboats and jet skis. Without their generosity to use their own watercraft, fuel, and money for transporting & operating, the adaptive water-skiing program would not happen!
- Many volunteers attend school, work, own their own businesses and still spend days volunteering with the program!




DRUMROLL, PLEASE!

**The 2022 Volunteer
Group of the Year is....**

2022

Volunteer Group of the Year



Westside Community Center Proposed 2023 Fees and Charges

April 13, 2023

Kim King,
Assistant Director
Parks, Recreation and Cultural Services



City User Fee Policy



- Provides general guidelines for establishing a fee structure for all departments of the City
- Establishes review process for fee policy
- Cost recovery levels identified to provide guidance for all departments of the City
- Fee related items must be placed on City Council Budget Committee agenda
 - Legislative: moves to City Council for resolution
 - Administrative: moves to Mayor for consideration

Fees and Charges Process



To bring site rental fees in line with the other three community centers, spaces were evaluated across the centers to determine proposed rates.



Fees and Charges Comparison



Rentals - Commercial Organizations For Profit (per hour)									
	Kitchen	Room	Gymnasium (non-sporting events) includes setup/staffing /tear down	Gymnasium (Sporting Event)	Use of scoreboard during rental - one time cost	Multi- purpose	Entire Facility not to include gymnasium	Entire Facility	Entire Facility plus outdoor area
Hillside	\$ 150.00	\$ 100.00	\$ 370.00	\$ 120.00	\$ 10.00	\$ 150.00	\$ 280.00	--	--
Deerfield Hills	--	\$ 75.00	--	--	--	--	--	--	--
Meadows Park	\$ 50.00	\$ 100.00	\$ 115.00	--	--	--	--	\$ 300.00	--
Westside CC*	--	\$ 100.00	\$ 120.00	\$ 120.00	--	\$ 115.00	--	\$ 280.00	\$ 300.00
						Farmhouse		includes gym	includes gym

Fees and Charges Comparison



Rentals - Private Citizen or Not for Profit Organizations (per hour)									
	Kitchen	Room	Gymnasium (non-sporting events) includes setup/staffing /tear down	Gymnasium (Sporting Event)	Use of scoreboard during rental - on time cost	Multi- purpose	Entire Facility not to include gymnasium	Entire Facility	Entire Facility plus outdoor area
Hillside	\$ 80.00	\$ 50.00	\$ 200.00	\$ 80.00	\$ 10.00	\$ 85.00	\$ 150.00	--	--
Deerfield Hills	--	\$ 60.00	--	--	--	--	--	--	--
Meadows Park	\$ 50.00	\$ 50.00	\$ 60.00	--	--	--	--	\$ 125.00	--
Westside CC*	--	\$ 50.00	\$ 80.00	\$ 80.00	--	\$ 75.00	--	\$ 150.00	\$ 170.00
						Farmhouse		includes gym	includes gym
See "WCC Rooms" sheet for more information on anticipated 2023 fees and spaces									

Proposed Fees



Exhibit A – Westside Community Center Rental Rates for 2023

Room Name	Type	amount listed is hourly rate	
		Rate For Profit	Rate Ind. Citizen or Not for Profit
Main Building Community Center			
Hughes Hall (Gymnasium)	Gymnasium	\$ 120.00	\$ 80.00
Hughes Hall plus use of Stage (such as performance/speech)	Gymnasium and Stage	\$ 145.00	\$ 105.00
add room setup/takedown such as facility tables/chairs	setup/takedown	Add \$50/hr	Add \$50/hr
Stage Only (for practices/rehearsal/no use of Hughes Hall)		\$ 50.00	\$ 50.00
Upper Classroom	Classroom	\$ 100.00	\$ 50.00
Café	Classroom	\$ 100.00	\$ 50.00
Middle Classroom	Classroom	\$ 100.00	\$ 50.00
Farmhouse Room	Classroom with restroom/playground access	\$ 115.00	\$ 75.00

Proposed Fees (continued)



Exhibit A – Westside Community Center

Rental Rates for 2023

Room Name	Type	amount listed is hourly rate	
		Rate For Profit	Rate Ind. Citizen or Not for Profit
Whole Building indoor including gymnasium	Whole building	\$ 280.00	\$ 150.00
Whole Building indoor including gymnasium plus outdoor space	Whole building	\$ 300.00	\$ 170.00
East Cottages			
East classroom (bathrooms in room, direct access to playground)	Classroom	\$ 125.00	\$ 75.00
West/Middle Classroom (rented as one)	Classroom	\$ 125.00	\$ 75.00
Whole East Cottages building (all rooms)	Whole building	\$ 250.00	\$ 150.00
Whole East Cottages building (all rooms) plus outdoor space	Whole building	\$ 270.00	\$ 170.00
Main Building and East Cottages			
Main Building and East Cottages - whole buildings	Whole buildings	\$ 530.00	\$ 300.00
Main Building and East Cottages - whole buildings plus outdoor space	Whole buildings plus outdoor	\$ 550.00	\$ 320.00

Fees and Charges Process



Proposed fees and charges were presented at the Parks, Recreation and Cultural Services Advisory Board meeting on March 9, 2023 and to the City Council Budget Committee on March 28, 2023

- a) Public input conducted through presentation at Parks Board meetings
- b) Final version will move forward through the Administrative Approval process
- c) Anticipated effective date is May 1, 2023



Proposed Motion



Move to recommend approval of the proposed 2023 fees and charges for the Westside Community Center to become effective May 1, 2023, as shown on Exhibit A.



Questions?



Exhibit A

Westside Community Center
Rental Rates for 2023

amount listed is hourly rate

<i>Room Name</i>	<i>Type</i>	<i>Rate For Profit</i>	<i>Rate Ind. Citizen or Not for Profit</i>
Main Building Community Center			
Hughes Hall (Gymnasium)	Gymnasium	\$ 120.00	\$ 80.00
Hughes Hall plus use of Stage (such as performance/speech)	Gymnasium and Stage	\$ 145.00	\$ 105.00
<i>add room setup/takedown such as facility tables/chairs</i>	<i>setup/takedown</i>	<i>Add \$50/hr</i>	<i>Add \$50/hr</i>
Stage Only (for practices/rehearsal/no use of Hughes Hall)		\$ 50.00	\$ 50.00
Upper Classroom	Classroom	\$ 100.00	\$ 50.00
Café	Classroom	\$ 100.00	\$ 50.00
Middle Classroom	Classroom	\$ 100.00	\$ 50.00
Farmhouse Room	Classroom with restroom/playground access	\$ 115.00	\$ 75.00
Whole Building indoor including gymnasium	Whole building	\$ 280.00	\$ 150.00
Whole Building indoor including gymnasium plus outdoor space	Whole building	\$ 300.00	\$ 170.00
East Cottages			
East classroom (bathrooms in room, direct access to playground)	Classroom	\$ 125.00	\$ 75.00
West/Middle Classroom (rented as one)	Classroom	\$ 125.00	\$ 75.00
Whole East Cottages building (all rooms)	Whole building	\$ 250.00	\$ 150.00
Whole East Cottages building (all rooms) plus outdoor space	Whole building	\$ 270.00	\$ 170.00
Main Building and East Cottages			
Main Building and East Cottages - whole buildings	Whole buildings	\$ 530.00	\$ 300.00
Main Building and East Cottages - whole buildings plus outdoor space	Whole buildings plus outdoor	\$ 550.00	\$ 320.00

Notes

- Any room not listed is not available for rent nor included in a whole building rental
- Whole building rental plus outdoor space includes using any outdoor space on the WCC campus

**Exhibit B
Community Center Rates 2.16.23**

Rentals - Commercial Organizations For Profit (per hour)									
	Kitchen	Room	Gymnasium (non-sporting events) includes setup/staffing/ tear down	Gymnasium (Sporting Event)	Use of scoreboard during rental - one time cost	Multi- purpose	Entire Facility not to include gymnasium	Entire Facility	Entire Facility plus outdoor area
Hillside	\$ 150.00	\$ 100.00	\$ 370.00	\$ 120.00	\$ 10.00	\$ 150.00	\$ 280.00	--	--
Deerfield Hills	--	\$ 75.00	--	--	--	--	--	--	--
Meadows Park	\$ 50.00	\$ 100.00	\$ 115.00	--	--	--	--	\$ 300.00	--
Westside CC*	--	\$ 100.00	\$ 120.00	\$ 120.00	--	\$ 115.00	--	\$ 280.00	\$ 300.00
						<i>Farmhouse</i>		<i>includes gym</i>	<i>includes gym</i>

Rentals - Private Citizen or Not for Profit Organizations (per hour)									
	Kitchen	Room	Gymnasium (non-sporting events) includes setup/staffing/ tear down	Gymnasium (Sporting Event)	Use of scoreboard during rental - on time cost	Multi- purpose	Entire Facility not to include gymnasium	Entire Facility	Entire Facility plus outdoor area
Hillside	\$ 80.00	\$ 50.00	\$ 200.00	\$ 80.00	\$ 10.00	\$ 85.00	\$ 150.00	--	--
Deerfield Hills	--	\$ 60.00	--	--	--	--	--	--	--
Meadows Park	\$ 50.00	\$ 50.00	\$ 60.00	--	--	--	--	\$ 125.00	--
Westside CC*	--	\$ 50.00	\$ 80.00	\$ 80.00	--	\$ 75.00	--	\$ 150.00	\$ 170.00
						<i>Farmhouse</i>		<i>includes gym</i>	<i>includes gym</i>

See "WCC Rooms" sheet for more information on anticipated 2023 fees and spaces

COLORADO SPRINGS PARKS, RECREATION AND CULTURAL SERVICES DEPARTMENT
PARKS, RECREATION AND CULTURAL SERVICES ADVISORY BOARD

Date: April 13, 2023

Item Number: Action Item #1

Item Name: Proposed 2023 Fees and Charges for the Westside Community Center

SUMMARY: The City of Colorado Springs Parks, Recreation and Cultural Services Department is recommending fees and charges for the remainder of the 2023 calendar year that pertain to the Westside Community Center's facility rentals. Proposed fees and charges are listed in the attached Exhibit A.

PREVIOUS COUNCIL ACTION: City Council approved the 2023 Parks, Recreation and Cultural Services fees and charges through Ordinance No. 22-90 (2023 Appropriation Ordinance) as part of the 2023 City budget process. The City Council Budget Committee reviewed the proposed fees and charges during their meeting held on March 28, 2023. The Committee recommended moving forward with the fees and charges as presented.

BACKGROUND: The City of Colorado Springs established and adopted a User Fee Policy On May 31, 2020 (Administrative Regulation 2020-03). This policy establishes general guidelines for developing a fee structure for all departments and certain enterprises of the City to ensure full or partial cost recovery. Staff is required to calculate the reasonable cost associated with performing a service for which the City collects fees. With the addition of the Westside Community Center operation in the summer of 2022, specific fees and charges were not included in the 2023 fees and charges for the Parks Department during the 2023 budget process. To allow for the collection of rental fees for the remainder of 2023, staff evaluated the various spaces at the Westside Center in comparison to the Department's other community centers and established a fee structure that aligns with the other centers' rental fees. Please refer to Exhibit B for a comparison of sample fees across the four community centers.

FINANCIAL IMPLICATIONS: The Westside Community Center is anticipating facility rentals to begin the second quarter of 2023. With a new structure and process, as well as the City being the new operator, a revenue estimate is difficult. Based on prior usage, the budgeted revenue for rentals is listed at \$20,000. The proposed 2023 fees and charges are necessary to help support Parks, Recreation and Cultural Services programs, facilities and services at the level identified in the 2023 budget.

STAKEHOLDER PROCESS:

Parks, Recreation and Cultural Services Advisory Board meetings provide opportunities for public comment.

STAFF RECOMMENDATION:

Staff recommends approval of the proposed 2023 fees and charges for the Westside Community Center as presented.

PROPOSED MOTION:

Move to recommend approval of the proposed 2023 fees and charges for the Westside Community Center to become effective May 1, 2023, as shown on Exhibit A.

Attachments:

Exhibit A – Westside Community Center Fees and Charges
Exhibit B – Comparison of Community Center Fees and Charges

Colorado Springs Veterans Memorial Master Plan & Structural Assessment

PARKS BOARD

April 13, 2023

Project Background

- Members of the American Legion Post 5 noticed that, after over 50 years in existence, the condition of the Veterans Memorial have deteriorated: visible cracks in the monument and dilapidated pavement.
- Post 5 Commander made a formal presentation to City Council on September 14, 2021. City Council agreed that the memorial should be restored to the condition it deserves as such an important living memorial in Colorado Springs.

Project Background

- City Council Member Tom Strand engages Colorado Springs Parks to administer the rehabilitation project (PRCS had originally administered the Memorial construction in 1968).
- Parks Department hires Stream Landscape Architecture & Planning to complete a master plan, along with a structural assessment of the central monument performed by investigative structural engineers at Martin & Martin.

Project Milestones & Timeline

1ST STAKEHOLDER WORKSHOP WITH VETERANS GROUPS

gather ideas / vision



FEBRUARY 3, 2022

2ND PUBLIC MEETING

present design concept



APRIL 28, 2022

PARKS BOARD / MASTER PLAN COMPLETION

issue master plan



APRIL 13, 2023

TODAY!

CONSTRUCTION DOCUMENTS & BIDDING

design development



SUMMER & FALL 2023

CONSTRUCTION FOLLOWED BY COMMEMORATION EVENT

consultant hired



2024

Site Background & Memorial History



“American Legion to Spark Veterans New Memorial”

April, 1968



“Recreation Director Outlines Memorial Role in Park Plan”

May, 1968



“Huge Crowd Attends Veterans Memorial Dedication”

November 11, 1968


Site Background & Memorial History




The plaza, which will accommodate several thousand people, is to be beautified with landscaping that will provide screening from the recreation area of the park.

Colorado Springs
Gazette, 1968

Site Background & Memorial History



Current Conditions: *Structure*



Current Conditions: *Site / Plaza*



Current Conditions: *Access & Entry*





Project Goals

- **STRUCTURAL INTEGRITY:** Rehabilitate the central monument structure and repair crumbling concrete paving and other dilapidated site features.
- **CIRCULATION & ACCESSIBILITY:** Allow for universal access to the memorial spaces for all visitors.
- **MAINTAINABLE & EXPANDABLE:** Enable future additional monuments in an organized overall design and ensure maintainability.
- **ENHANCED EXPERIENCE:** Flexible design to accommodate group events, solitary / contemplative experience, or both.



Structural Assessment: UPDATE

- Core samples
- Petrographic testing
- Petrographic analysis
- Initial Finding: Cracks are the result of severe ASR. ASR is present in both outer and inner concrete, with later-stage ASR present in the inner concrete. Cracks are internal to the structure and cannot be repaired (but further damage can be mitigated).



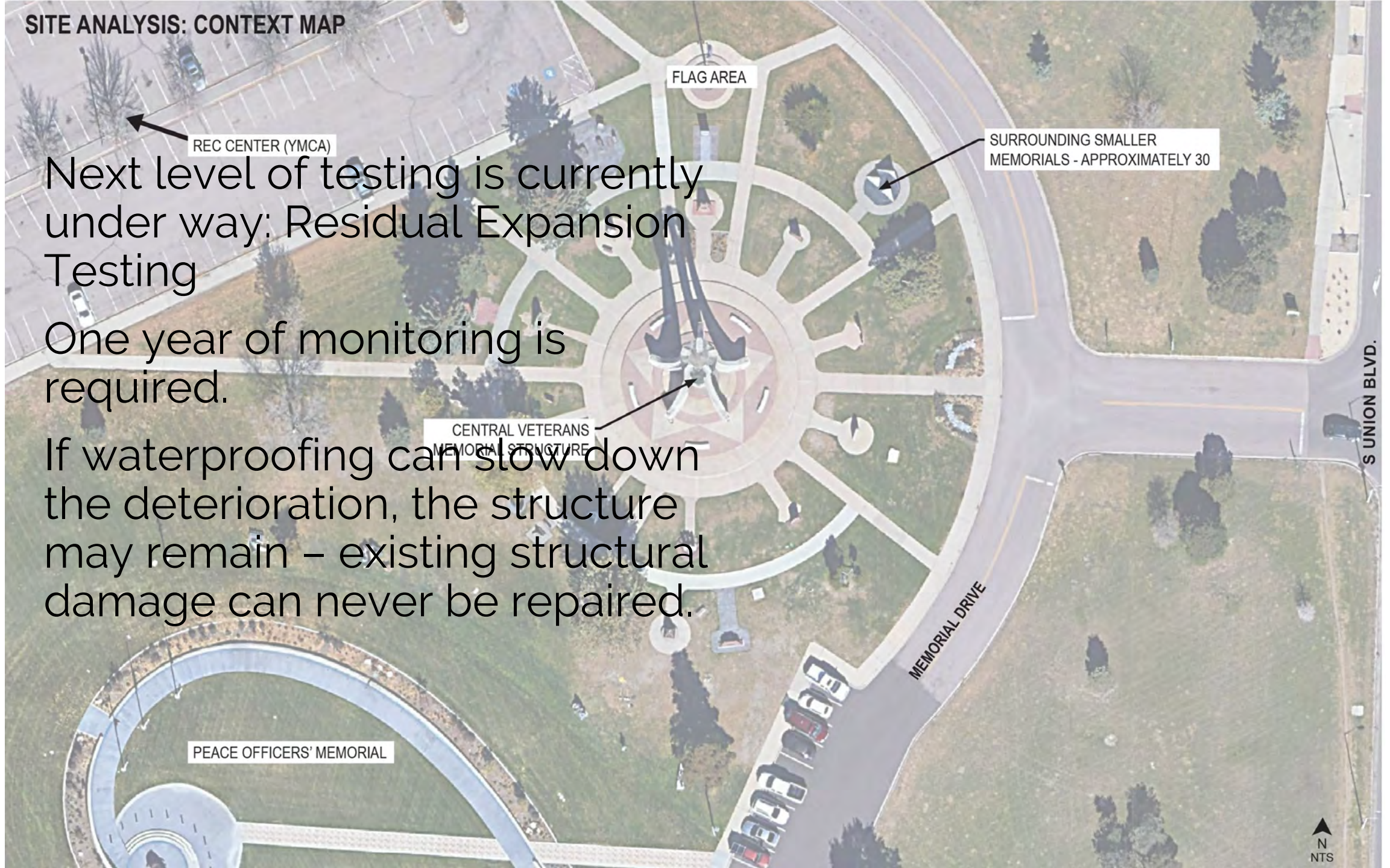
Structural Assessment: UPDATE

- Next level of testing - Residual Expansion Testing – has been performed for almost 11 months.
- One year of monitoring is required.
- If water penetration can be prevented, the structure may remain, even though the existing structural damage can never be repaired.
- Recommended course of action: waterproofing + sealant = extended life. 20+ years (requires regular maintenance).

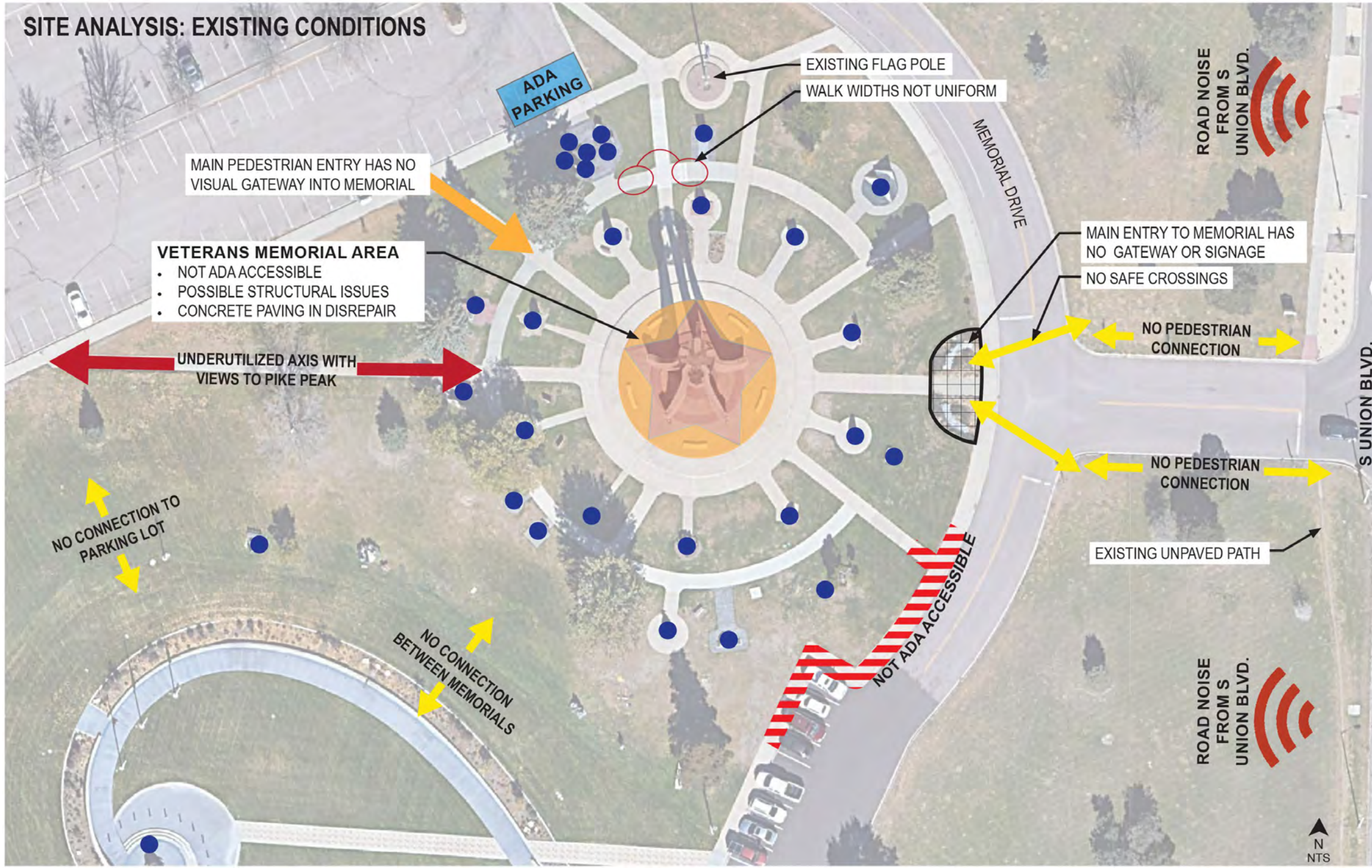


SITE ANALYSIS: CONTEXT MAP

- Next level of testing is currently under way: Residual Expansion Testing
- One year of monitoring is required.
- If waterproofing can slow down the deterioration, the structure may remain – existing structural damage can never be repaired.



SITE ANALYSIS: EXISTING CONDITIONS



ADA PARKING

EXISTING FLAG POLE
WALK WIDTHS NOT UNIFORM

ROAD NOISE FROM S UNION BLVD.

MAIN PEDESTRIAN ENTRY HAS NO VISUAL GATEWAY INTO MEMORIAL

VETERANS MEMORIAL AREA
• NOT ADA ACCESSIBLE
• POSSIBLE STRUCTURAL ISSUES
• CONCRETE PAVING IN DISREPAIR

MAIN ENTRY TO MEMORIAL HAS NO GATEWAY OR SIGNAGE
NO SAFE CROSSINGS

UNDERUTILIZED AXIS WITH VIEWS TO PIKE PEAK

NO PEDESTRIAN CONNECTION

NO CONNECTION TO PARKING LOT

NO PEDESTRIAN CONNECTION

NO CONNECTION BETWEEN MEMORIALS

EXISTING UNPAVED PATH

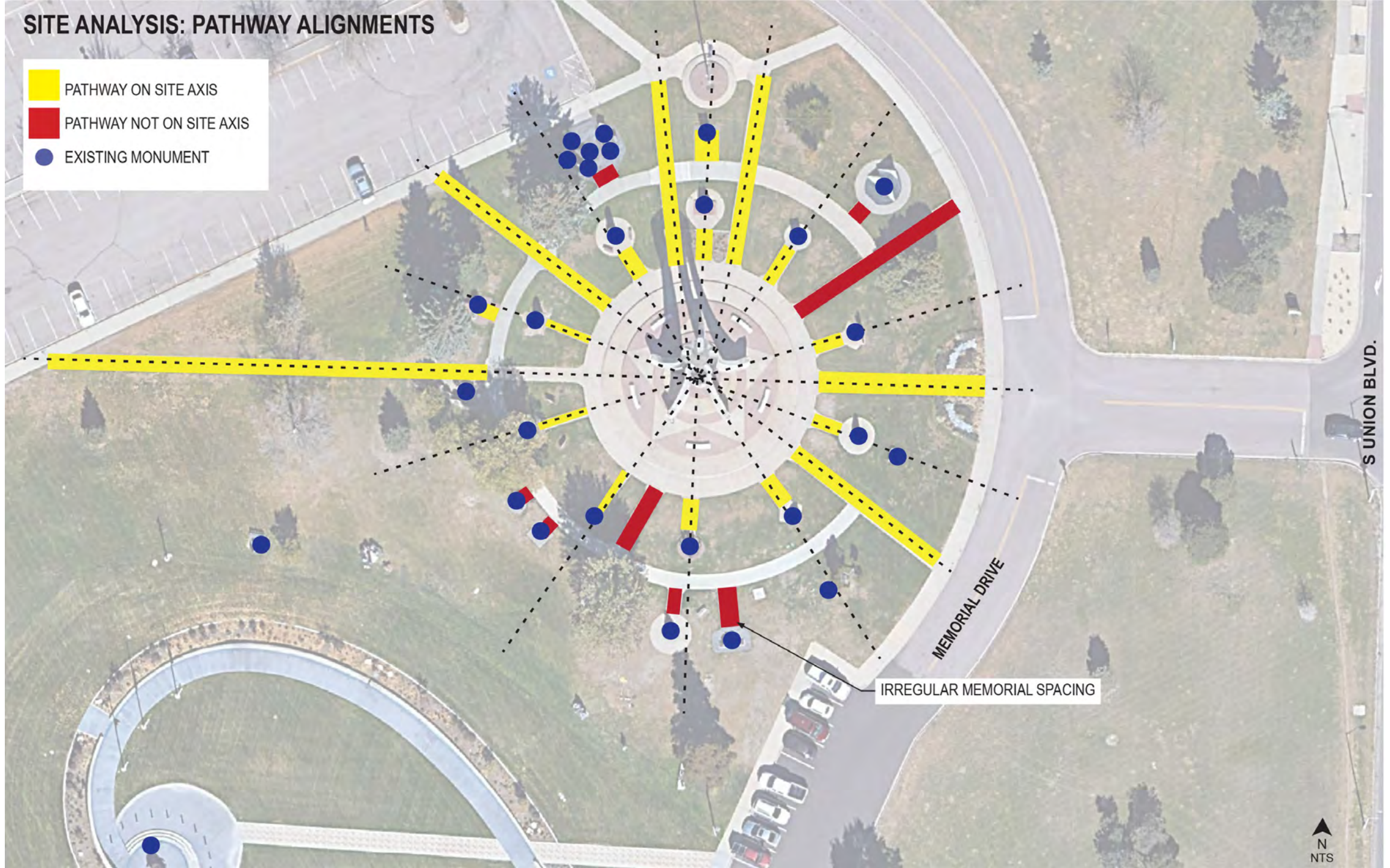
NOT ADA ACCESSIBLE

ROAD NOISE FROM S UNION BLVD.



SITE ANALYSIS: PATHWAY ALIGNMENTS

- PATHWAY ON SITE AXIS
- PATHWAY NOT ON SITE AXIS
- EXISTING MONUMENT



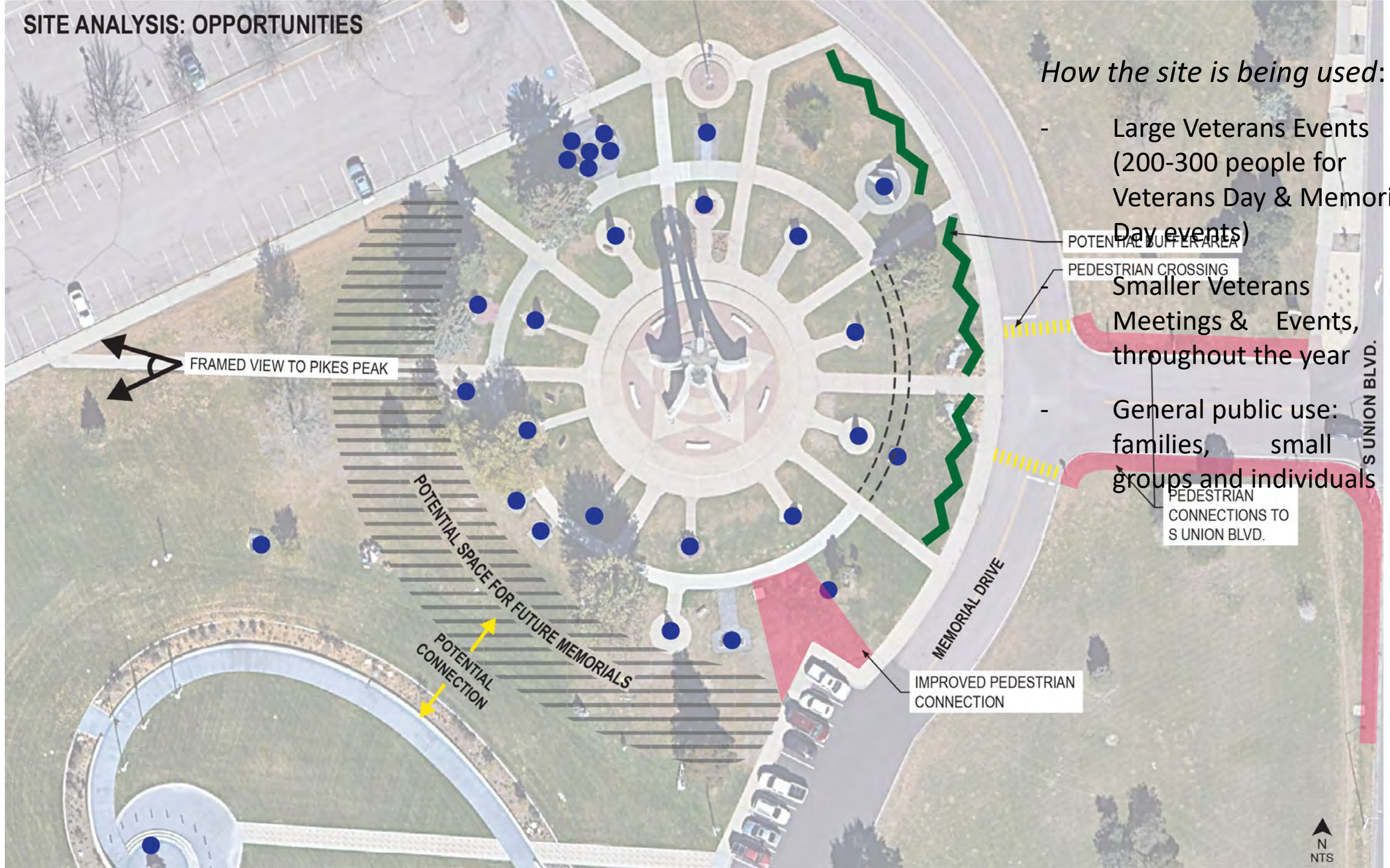
IRREGULAR MEMORIAL SPACING

MEMORIAL DRIVE

S UNION BLVD.



SITE ANALYSIS: OPPORTUNITIES



How the site is being used:

- Large Veterans Events (200-300 people for Veterans Day & Memorial Day events)

Smaller Veterans Meetings & Events, throughout the year

- General public use: families, small groups and individuals

FRAMED VIEW TO PIKES PEAK

POTENTIAL SPACE FOR FUTURE MEMORIALS
POTENTIAL CONNECTION

POTENTIAL BUFFER AREA

PEDESTRIAN CROSSING

MEMORIAL DRIVE

IMPROVED PEDESTRIAN CONNECTION

PEDESTRIAN CONNECTIONS TO S UNION BLVD.

S UNION BLVD.



What We Heard at the Veterans Stakeholder Meeting

How the site is being used:

- Large Veterans Events (200-300 people for Veterans Day & Memorial Day events)
- Smaller Veterans Meetings & Events, throughout the year
- General public use: families, small groups and individuals



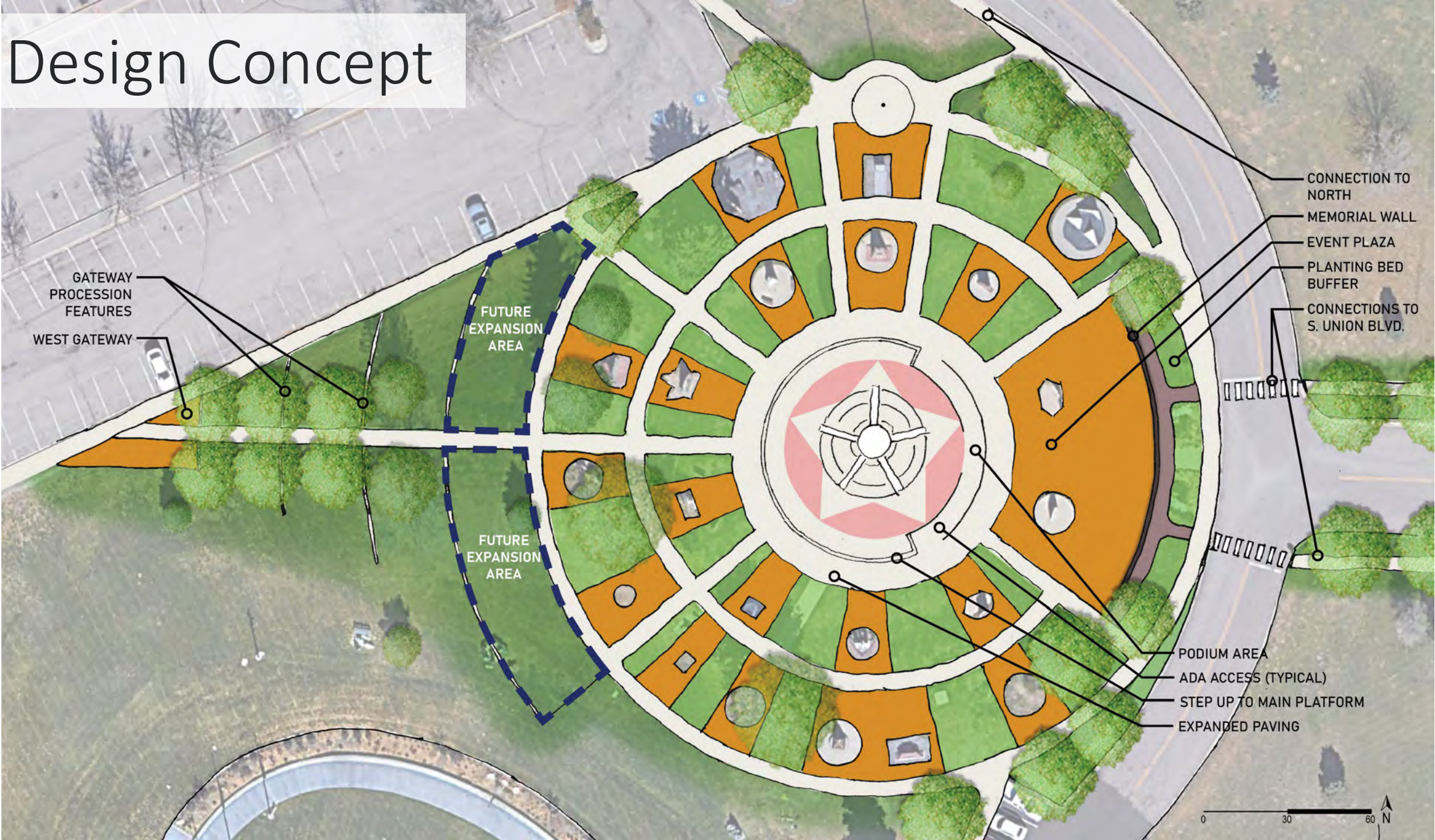
What We Heard at the Veterans Stakeholder Meeting

How can this space serve Veterans and the public better?

- Enlarge the accessible site area to accommodate events with greater accessibility for all
- Provide more seating
- Provide a design for flexible use: from large events to solitary, quiet experience



Design Concept




GATEWAY
PROCESSION
FEATURES
WEST GATEWAY

FUTURE
EXPANSION
AREA

FUTURE
EXPANSION
AREA

CONNECTION TO
NORTH
MEMORIAL WALL
EVENT PLAZA
PLANTING BED
BUFFER
CONNECTIONS TO
S. UNION BLVD.

PODIUM AREA
ADA ACCESS (TYPICAL)
STEP UP TO MAIN PLATFORM
EXPANDED PAVING





VETERANS MEMORIAL



VETERANS
MEMORIAL













Public Meeting Recap

Final Concept Presented
on April 28, 2022

Attendees included:
Veterans, Council Member
Strand, Council Member
Williams & news media.

Group expressed approval
of the master plan and
expressed no objection.



An aerial architectural rendering of a circular park. At the center is a tall, modern monument with a cylindrical top and four vertical, fluted columns. The park is divided into several sections by paved walkways. One section is a large, semi-circular area with a blue, textured ground cover, possibly a playground or a large seating area. Other sections feature brick-paved paths, benches, and landscaped garden beds with various plants and flowers. A flagpole with an American flag stands on the right side. The park is surrounded by a road with white dashed lines. The overall design is modern and functional, with a focus on public space and landscaping.

PLAY VIDEO
FLY
THROUGH

Next Steps

**1ST STAKEHOLDER
WORKSHOP WITH
VETERANS GROUPS**

gather ideas / vision



FEBRUARY 3, 2022

**2ND PUBLIC
MEETING**

present design concept



APRIL 28, 2022

**PARKS BOARD /
MASTER PLAN
COMPLETION**

issue master plan



APRIL 13, 2023

**CONSTRUCTION
DOCUMENTS & BIDDING**

design development



SUMMER & FALL 2023

NEXT

**CONSTRUCTION
FOLLOWED BY
COMMEMORATION EVENT**

consultant hired



2024



MEMORIAL IDENTIFICATION

- ① CLOCK TOWER MEMORIAL
- ② 104TH INFANTRY DIVISION "THE TIMBER WOLVES" MEMORIAL
- ③ CADET WING AND STAFF MEMORIAL
- ④ COLORADO SPRINGS VETERANS MEMORIAL
- ⑤ UNITED STATES AIR FORCE IN THE PIKES PEAK REGION MEMORIAL
- ⑥ 71ST INFANTRY DIVISION MEMORIAL
- ⑦ 89TH INFANTRY DIVISION AT CAMP CARSON MEMORIAL
- ⑧ PURPLE HEART MEMORIAL
- ⑨ FAC MEMORIAL
- ⑩ FAC NAMES WALL MEMORIAL
- ⑪ FAC BENCH MEMORIAL
- ⑫ FAC BENCH MEMORIAL
- ⑬ TACP MEMORIAL
- ⑭ MISTY MEMORIAL
- ⑮ CANADIAN AND UNITED STATES FORCES MEMORIAL
- ⑯ SPECIAL FORCES MEMORIAL
- ⑰ FREEDOM MEMORIAL
- ⑱ KOREAN WAR MEMORIAL
- ⑲ POW/MIA/EX-PRISONERS OF WAR MEMORIAL
- ⑳ VIETNAM WAR MEMORIAL
- ㉑ AEROSPACE DEFENSE MEMORIAL
- ㉒ SUBMARINER MEMORIAL
- ㉓ MARINE CORPS LEAGUE
- ㉔ IN HONOR OF SAILERS & MARINES MEMORIAL
- ㉕ FT. CARSON FALLEN MEMORIAL
- ㉖ FUTURE SITE MEMORIAL
- ㉗ BUFFALO SOLDIERS MEMORIAL
- ㉘ WAR DOG MEMORIAL
- ㉙ PEACE OFFICERS MEMORIAL
- ⑩ UNKNOWN - TO BE CONFIRMED
- ⑪ FLAG POLE

②⑨

S UNION BLVD.



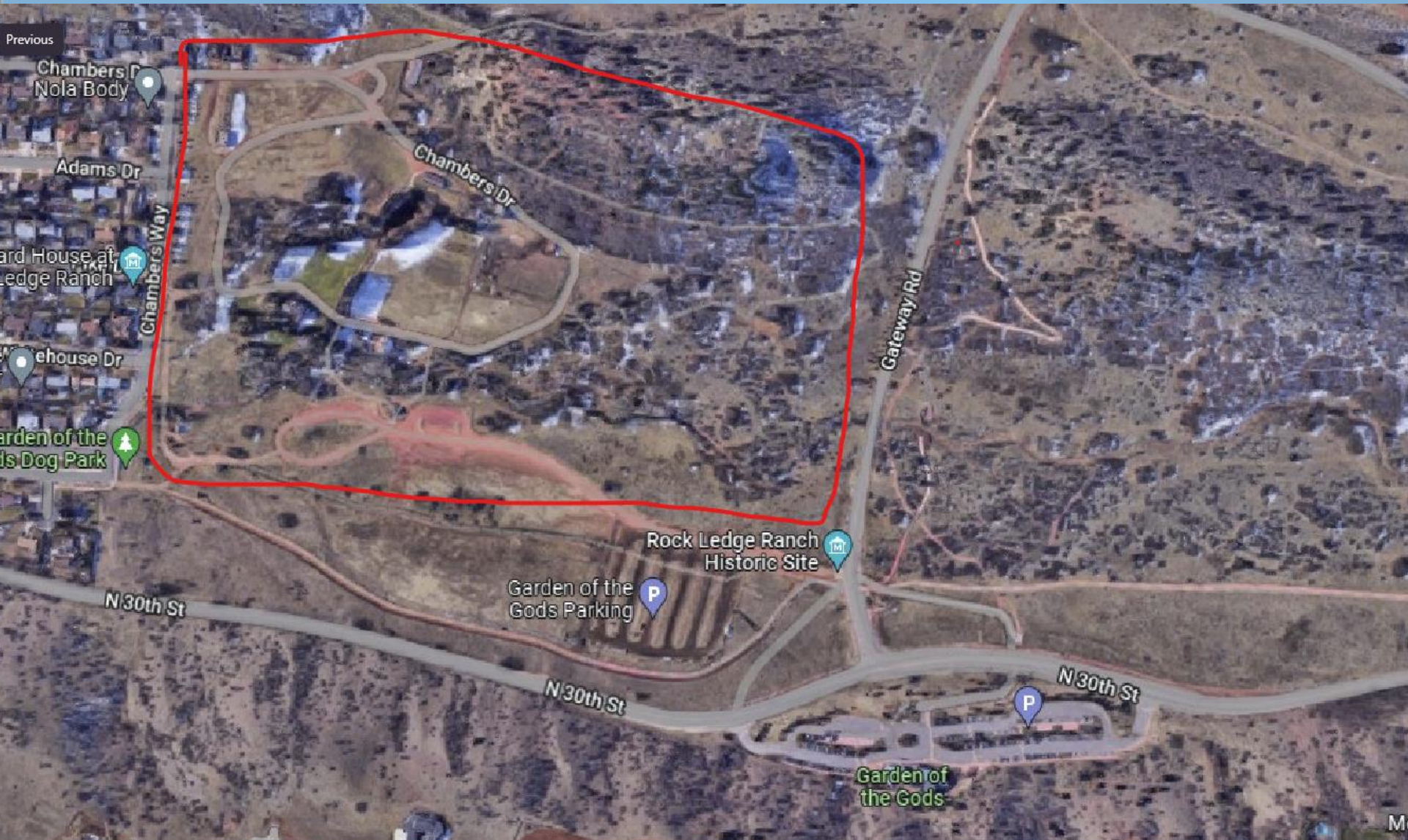


Rock Ledge Ranch Historic Site and Greenhouse Update

Andy Morris
Ranch Manager

*Parks Board Presentation Date:
April 13, 2023*

Rock Ledge Ranch at Garden of the Gods



Ranch Statistics



- Summer Living History Program (Wednesdays through Sundays): 41,000 visitors
- Total program attendance 2022: 75,000 visitors
- Volunteer Hours: 5,525 hours
- Junior Docent Program: 93 youth volunteers
- School at the RANCH: Twice-weekly homeschool enrichment program
- Spring and Fall School Field Trips (year '22-'23): 1,946 students from 36 schools in the Pikes Peak Region
- Special Events throughout the year
- Total Budget: \$469,958
 - \$87,800 of annual budget is raised through gate receipts, donations, rentals, and earned through the Living History Association. This money supports Ranch programs and events.

American Indian Area



Homestead Cabin



Rock Ledge House



Blacksmith Shop



Orchard House





Rock Ledge House



1880s Greenhouse



1880s Greenhouse



1880s Greenhouse



1880s Greenhouse



1880s Greenhouse



**ROCK LEDGE
RANCH**
HISTORIC SITE
at Garden of the Gods

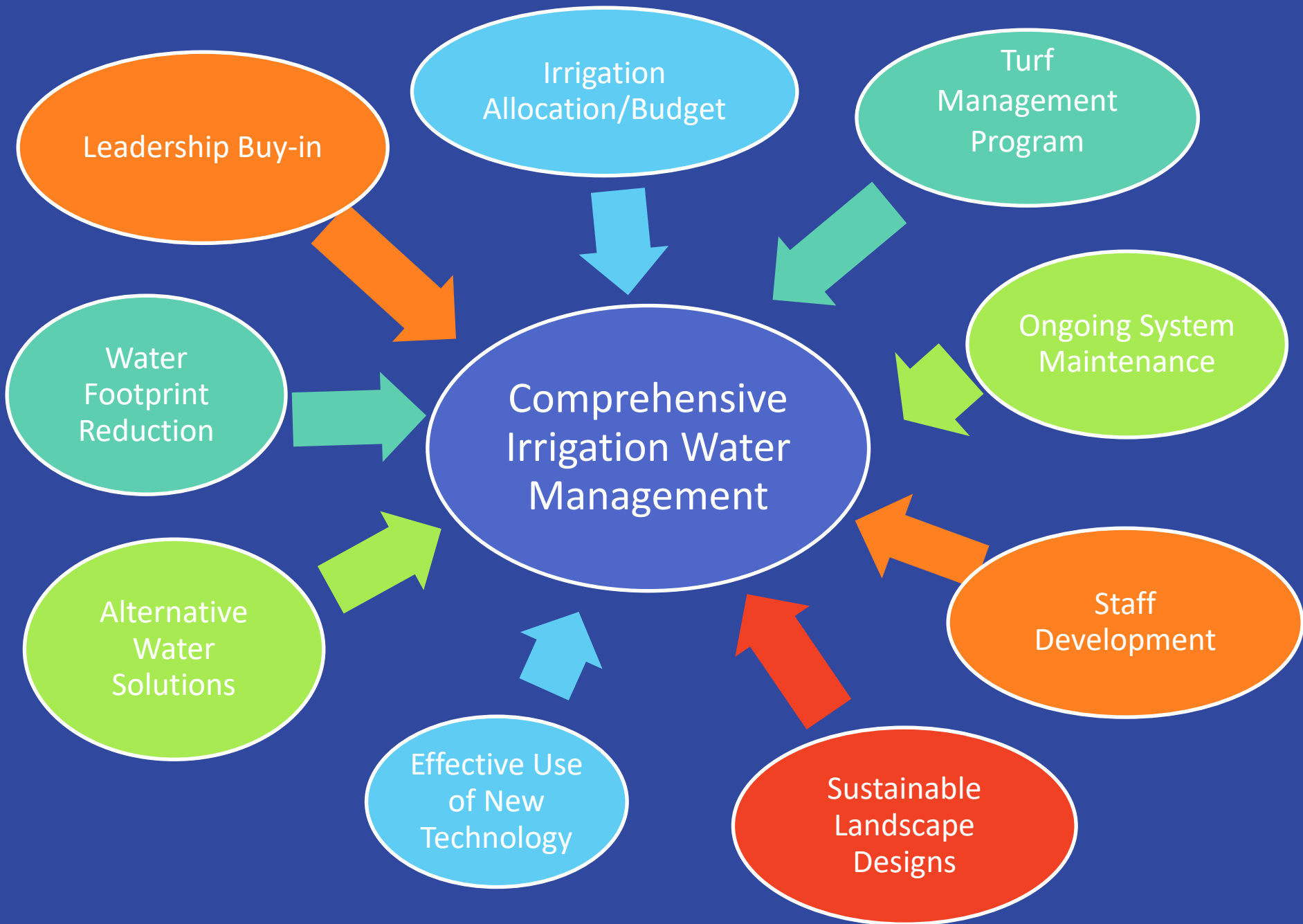
A photograph of a man and a young girl in a greenhouse. The girl, wearing a yellow raincoat, is kneeling and planting a small green seedling into the soil. The man, wearing a green shirt, is kneeling beside her, looking down at the plant. The greenhouse structure is visible in the background.

GROW WITH US

Water Conservation Program Update



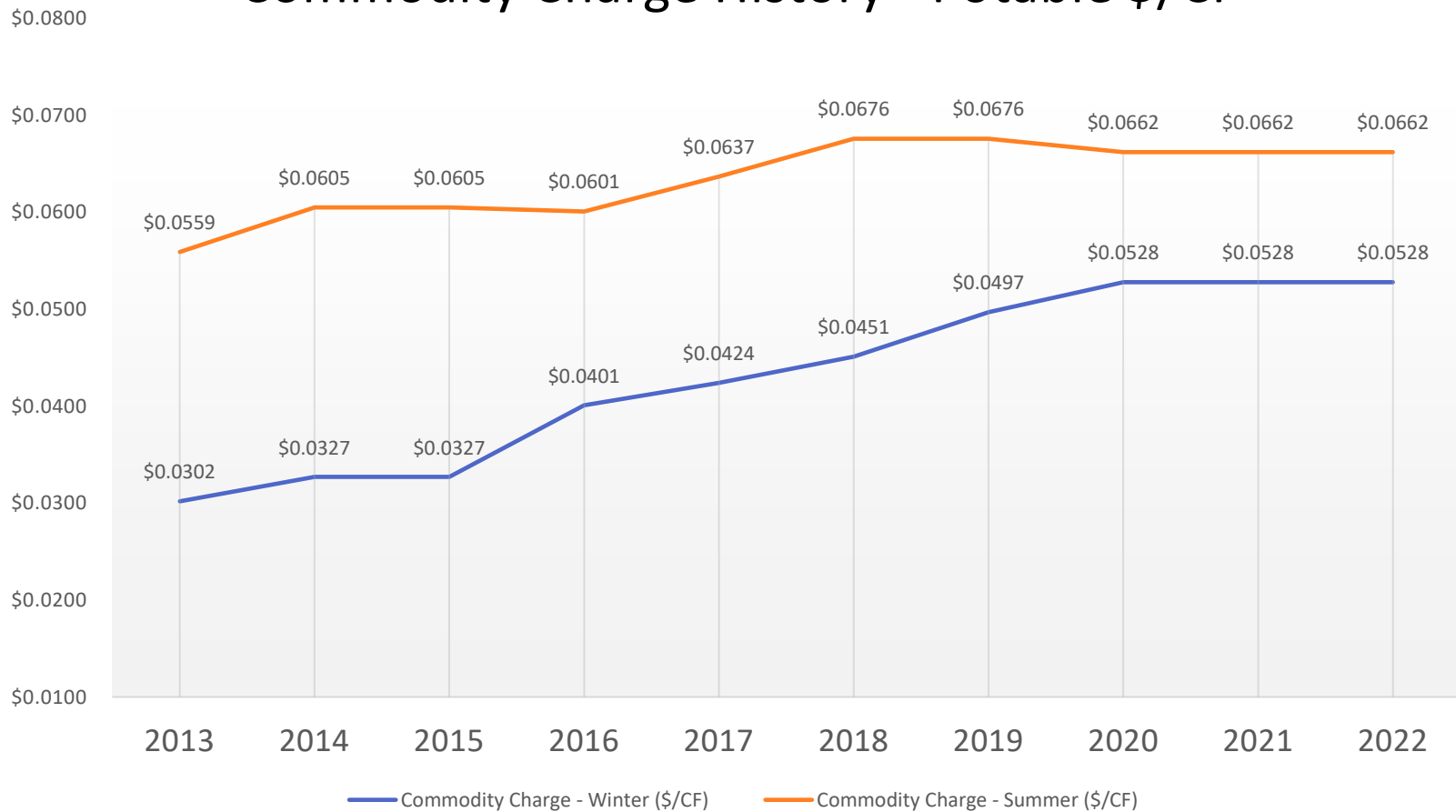
Presented by:
Jarod Clayton



Potable Water Rates



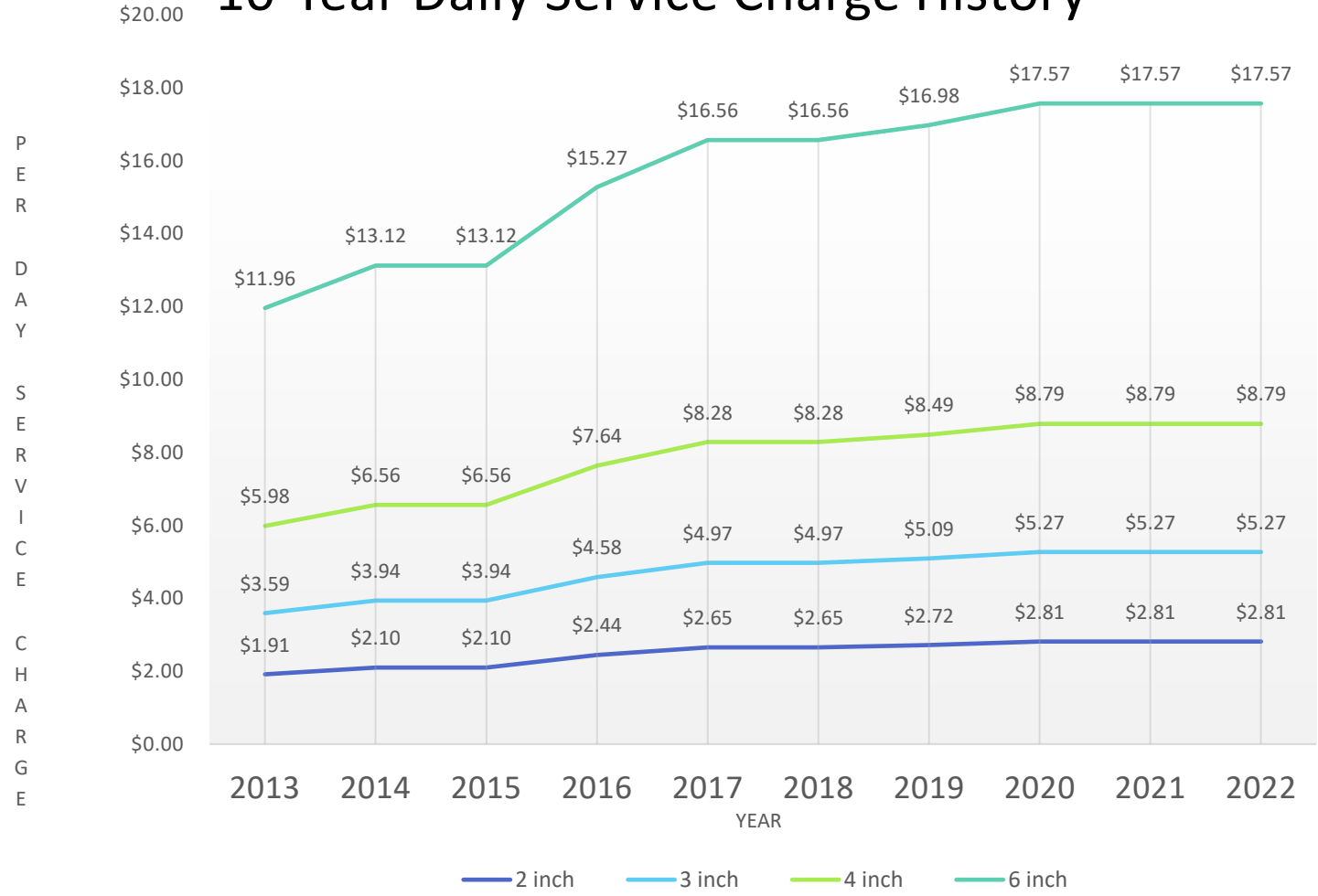
10-Year Commodity Charge History - Potable \$/CF



Daily Service Charges



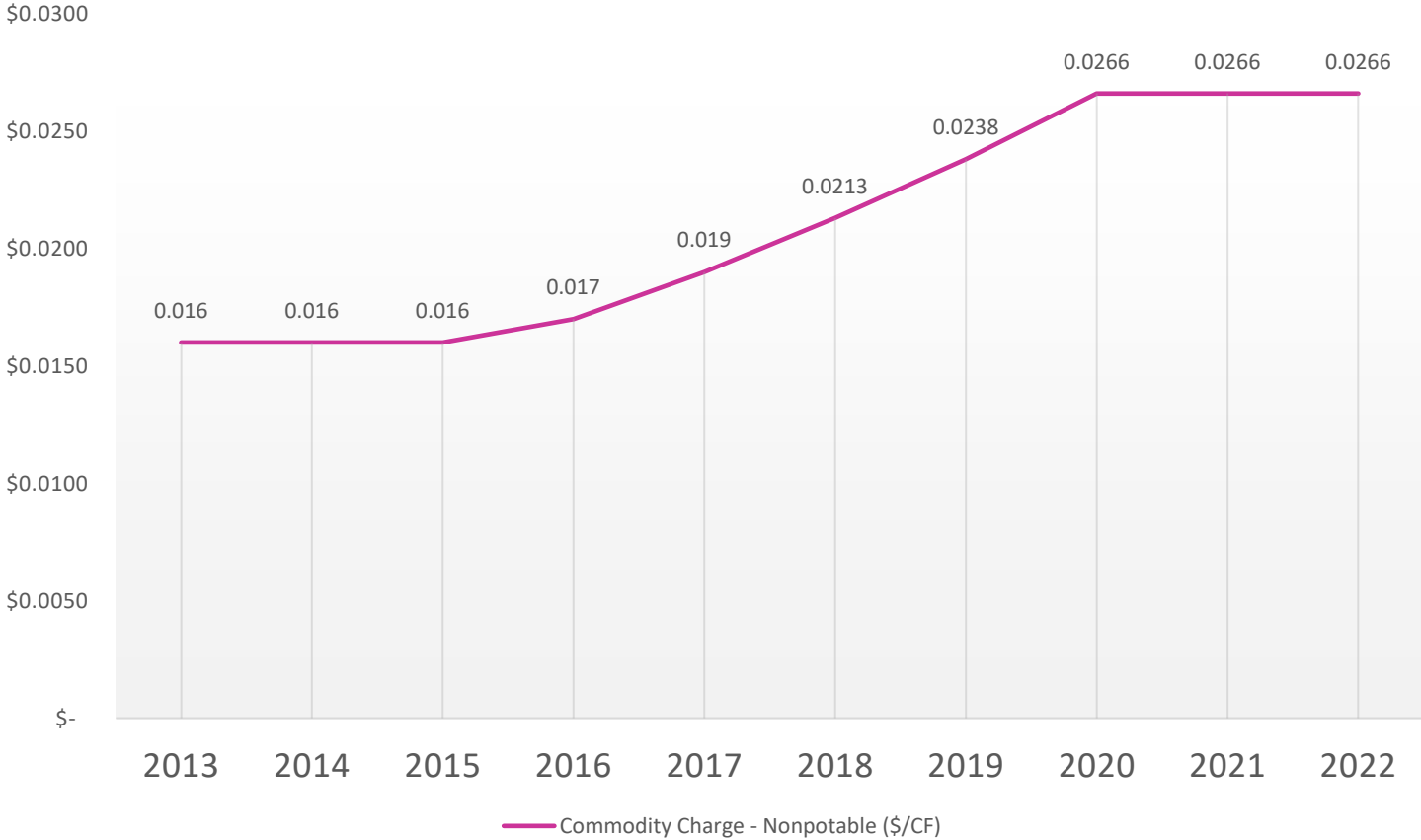
10-Year Daily Service Charge History



Nonpotable Water Rates



10-Year Commodity Charge History - Nonpotable (\$/CF)



Based on 2022 rates, how much did it cost to apply 24” of potable water to a five-acre park?

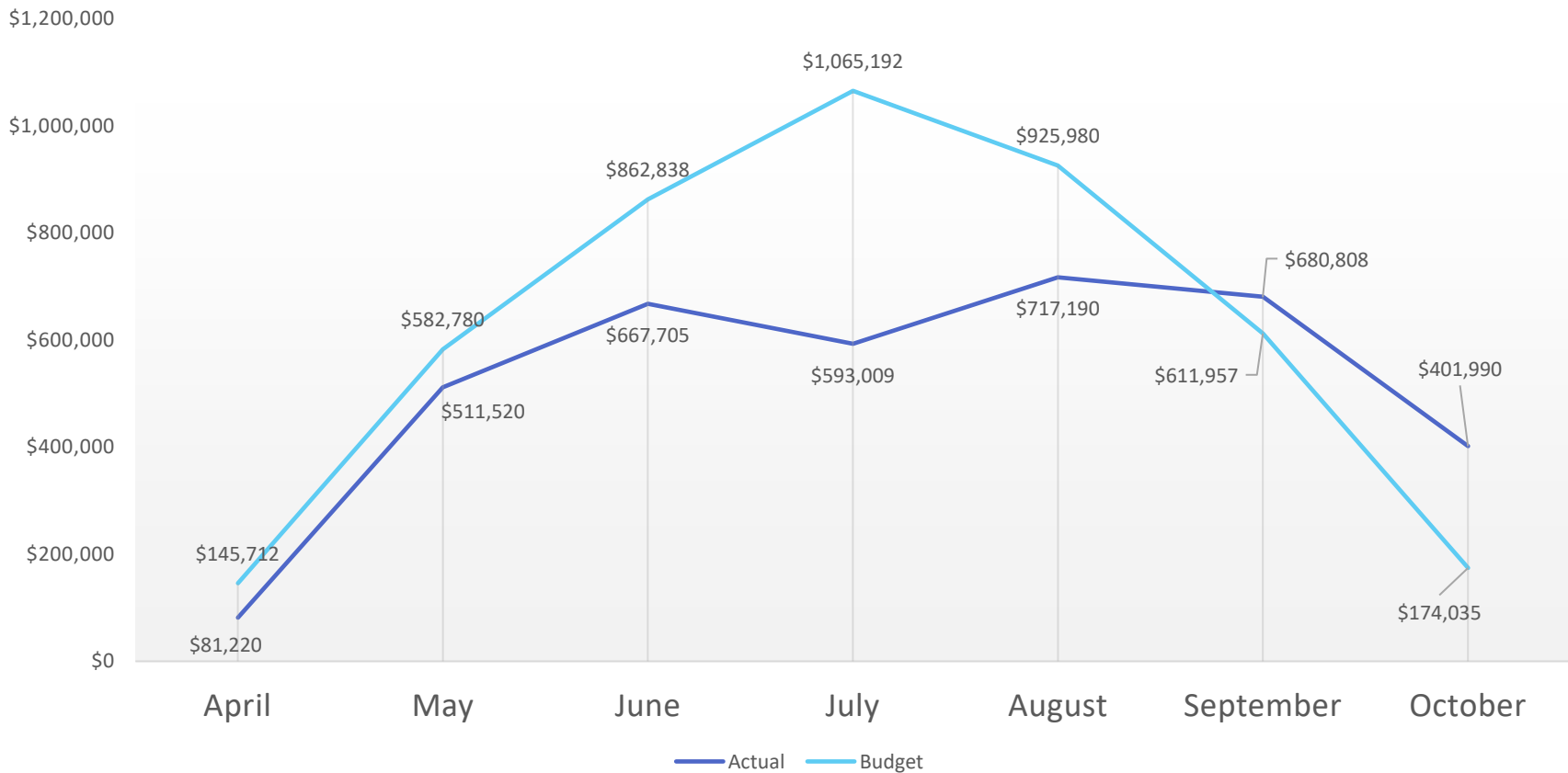
- A.) \$7,209
- B.) \$14,418
- C.) \$21,627
- D.) \$28, 836



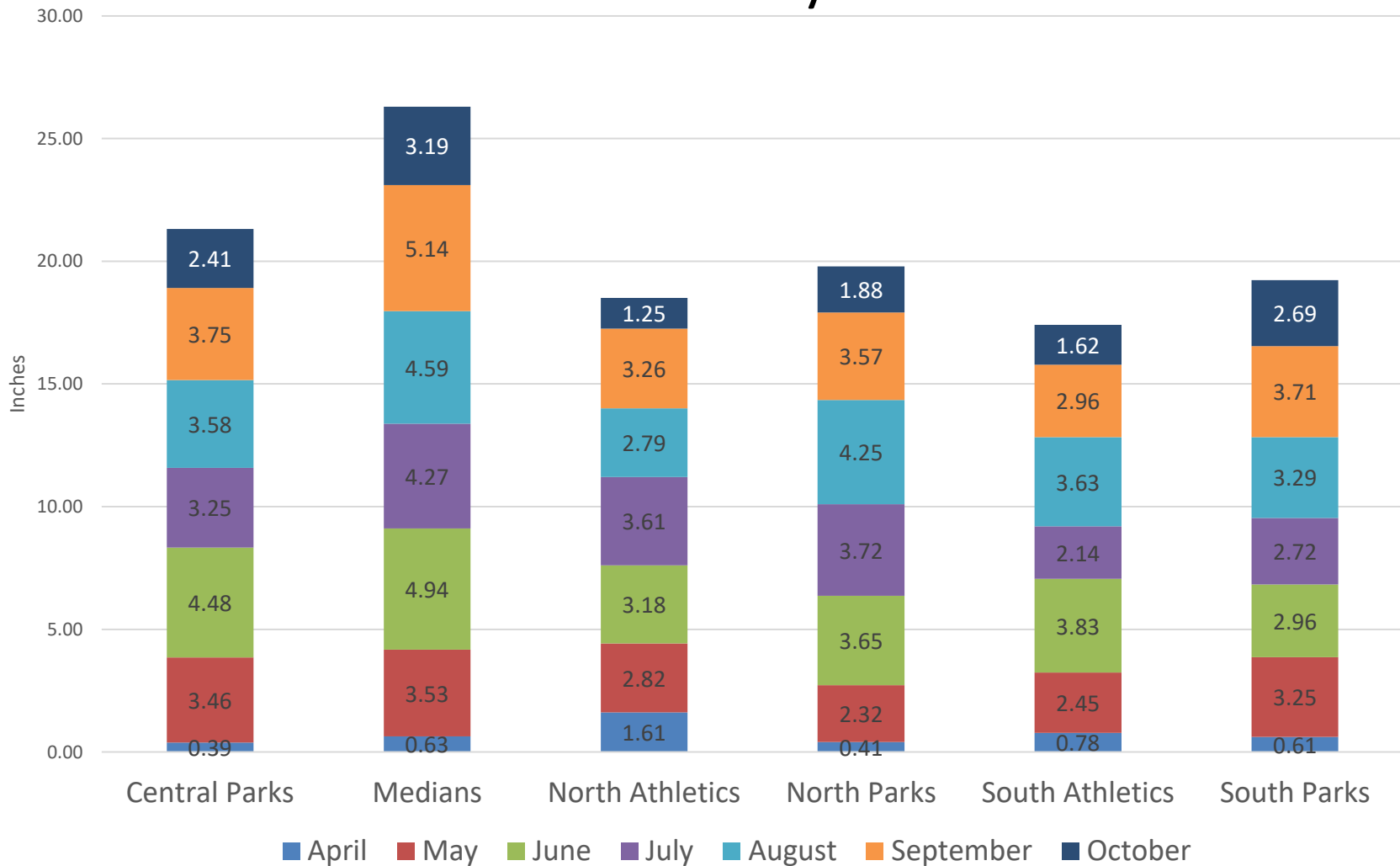
2022 Annual Commodity Charges - Actual vs. Budget

District	Actual	Budget	% Budget Used
Central Parks	\$745,071	\$800,094	93%
Medians	\$233,690	\$211,289	111%
Misc.	\$29,979	\$55,765	54%
North Athletics	\$252,558	\$328,600	77%
North Parks	\$1,445,930	\$1,636,237	88%
South Athletics	\$380,228	\$499,372	76%
South Parks	\$695,029	\$837,350	83%
Grand Total	\$3,782,485	\$4,368,708	87%

Irrigation Water Cost - Actual vs Budget



Inches Used by Month



Monthly Reports



Row Labels	April Usage (inches)	May Usage (inches)	June Usage (inches)	July Usage (inches)	August Usage (inches)	September Usage (inches)	October Usage (inches)	Annual Usage (inches)	% Annual Allocation Used
Adams Park	1.45	2.37	3.81	4.75	3.96	4.58	1.39	22.32	93%
Audubon Park Irrigation	0.00	2.78	4.42	2.03	2.69	4.51	0.70	17.13	71%
Betty Krouse	0.00	2.36	2.89	3.27	4.04	5.60	1.25	19.40	81%
Bonforte Irrigation	0.33	1.45	3.31	4.31	2.04	3.86	1.06	16.35	68%
Boulder Park Irrigation	0.27	1.44	2.42	3.94	4.20	4.97	1.71	18.95	79%
Bristol	0.36	1.27	1.87	2.91	2.64	8.93	3.15	21.14	88%
Frank Waters	0.04	2.43	3.18	4.43	3.48	3.70	1.00	18.27	76%
Franklin	0.00	1.07	2.49	7.43	4.57	7.18	0.00	22.75	95%

On average, how much total precipitation did we receive during the 2022 growing season?



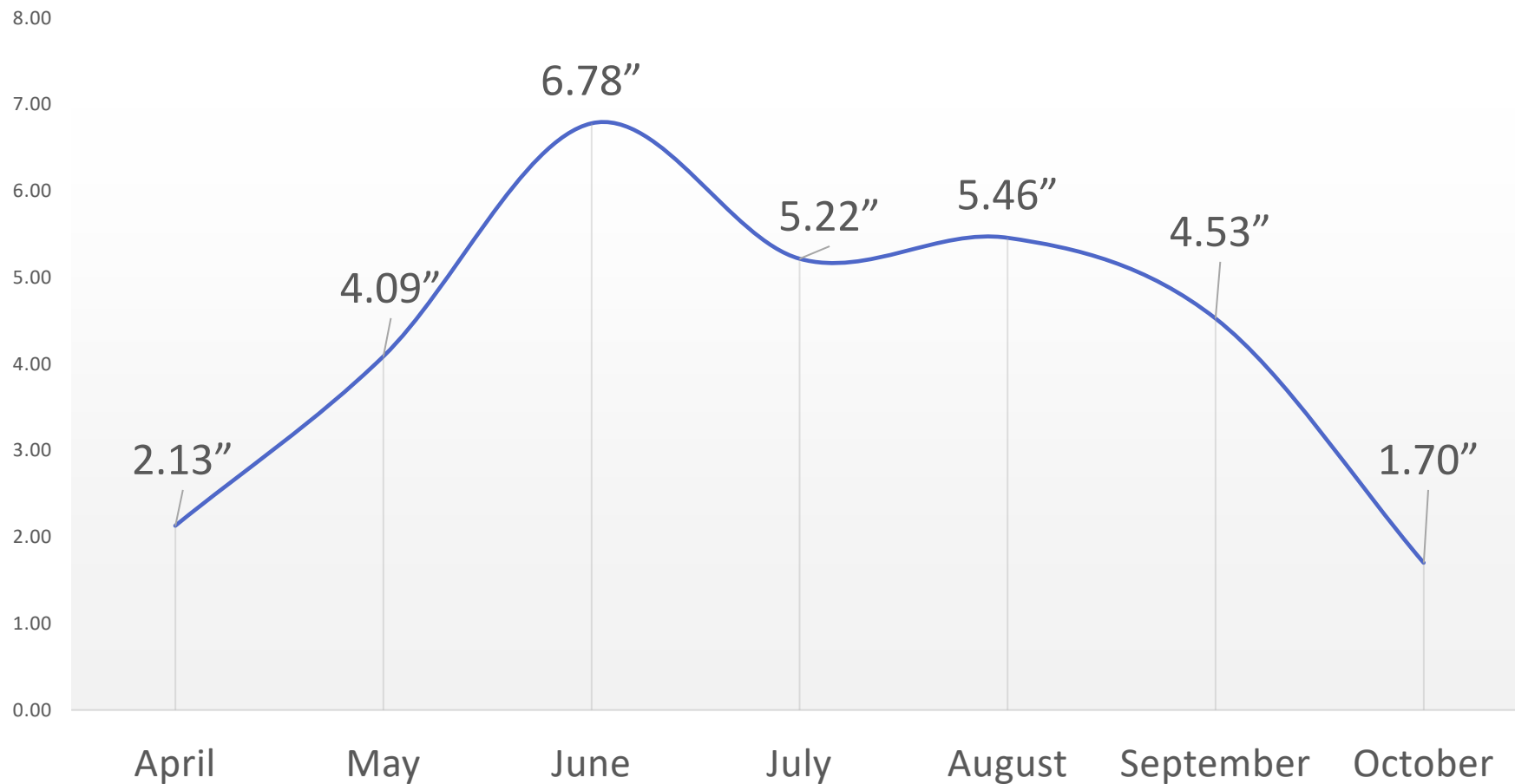
- A. 5-6 inches
- B. 6-7 inches
- C. 7-8 inches
- D. 8-9 inches

Parks AVG Total Precipitation							
	2022	2021	2020	2019	2018	2017	AVG
April	0.05	0.54	0.22	0.26	0.61	1.25	0.49
May	1.36	3.50	1.08	1.91	1.29	2.86	2.00
June	1.67	1.80	1.37	1.61	0.71	0.95	1.35
July	3.21	2.21	1.81	2.49	3.68	5.60	3.17
August	1.57	1.64	1.69	1.59	2.83	2.03	1.89
September	0.50	0.98	0.35	0.55	0.53	2.63	0.92
October	0.12	0.03	0.00	0.05	0.37	0.16	0.12
Total	8.49	10.70	6.51	8.47	10.02	15.47	9.94

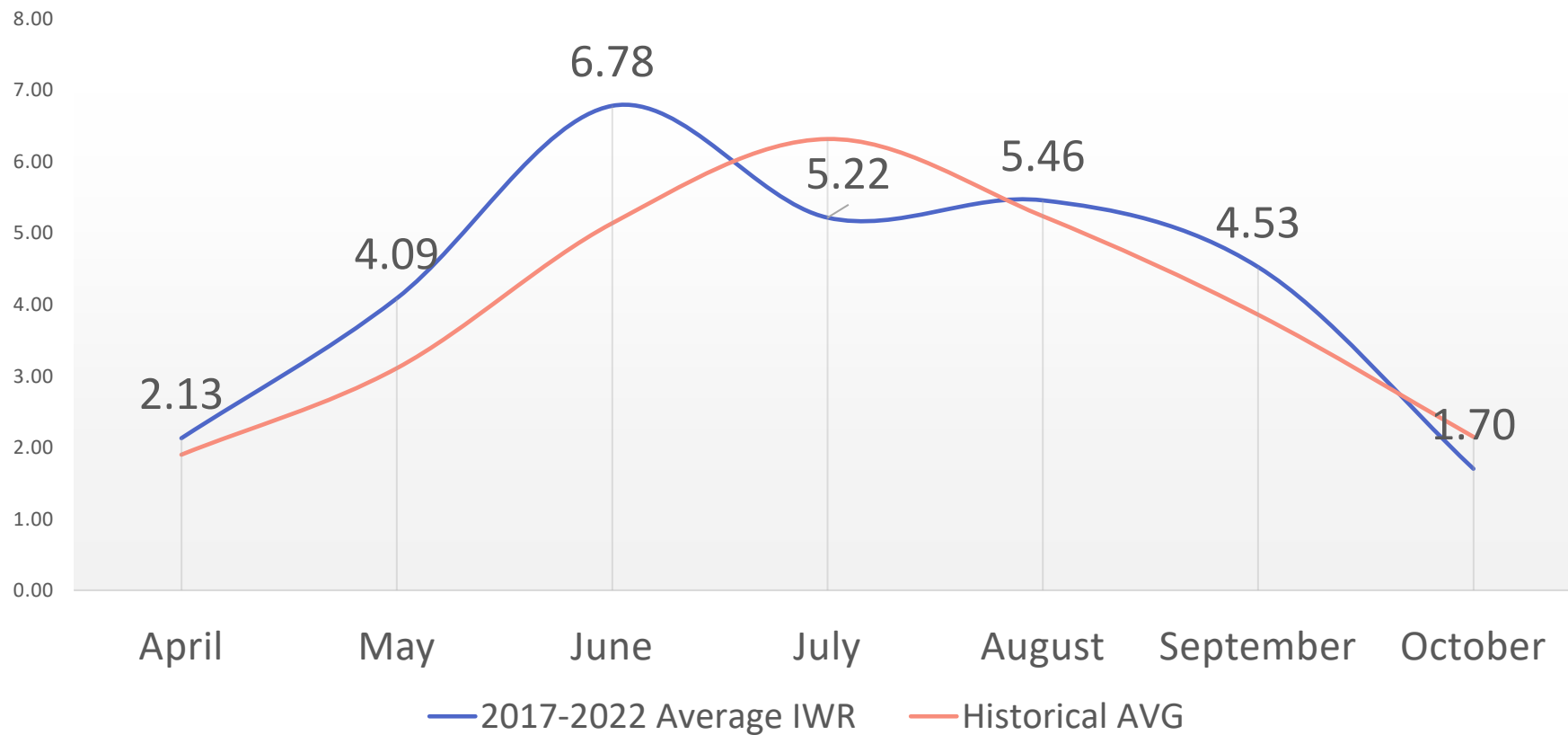


Historical average at the airport = 12.45"

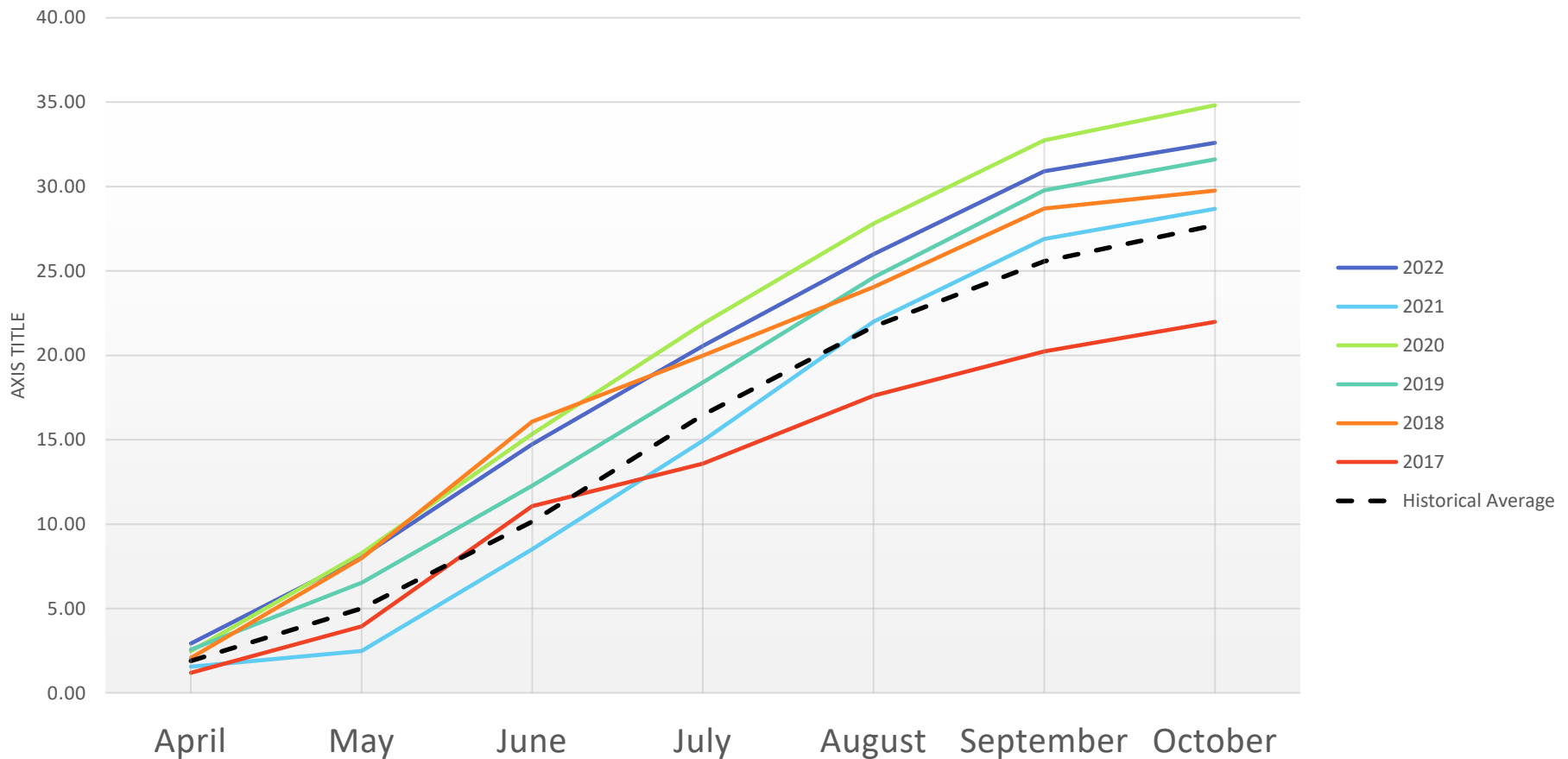
2017-2022 Irrigation Water Requirement



2017-2022 vs 1949-2009 Irrigation Water Requirement



2017-2022 Average Accumulated Irrigation Water Requirement



2022 Projects




Panorama Park



Adventure trail and bike challenge loop

Future program-expansion area*

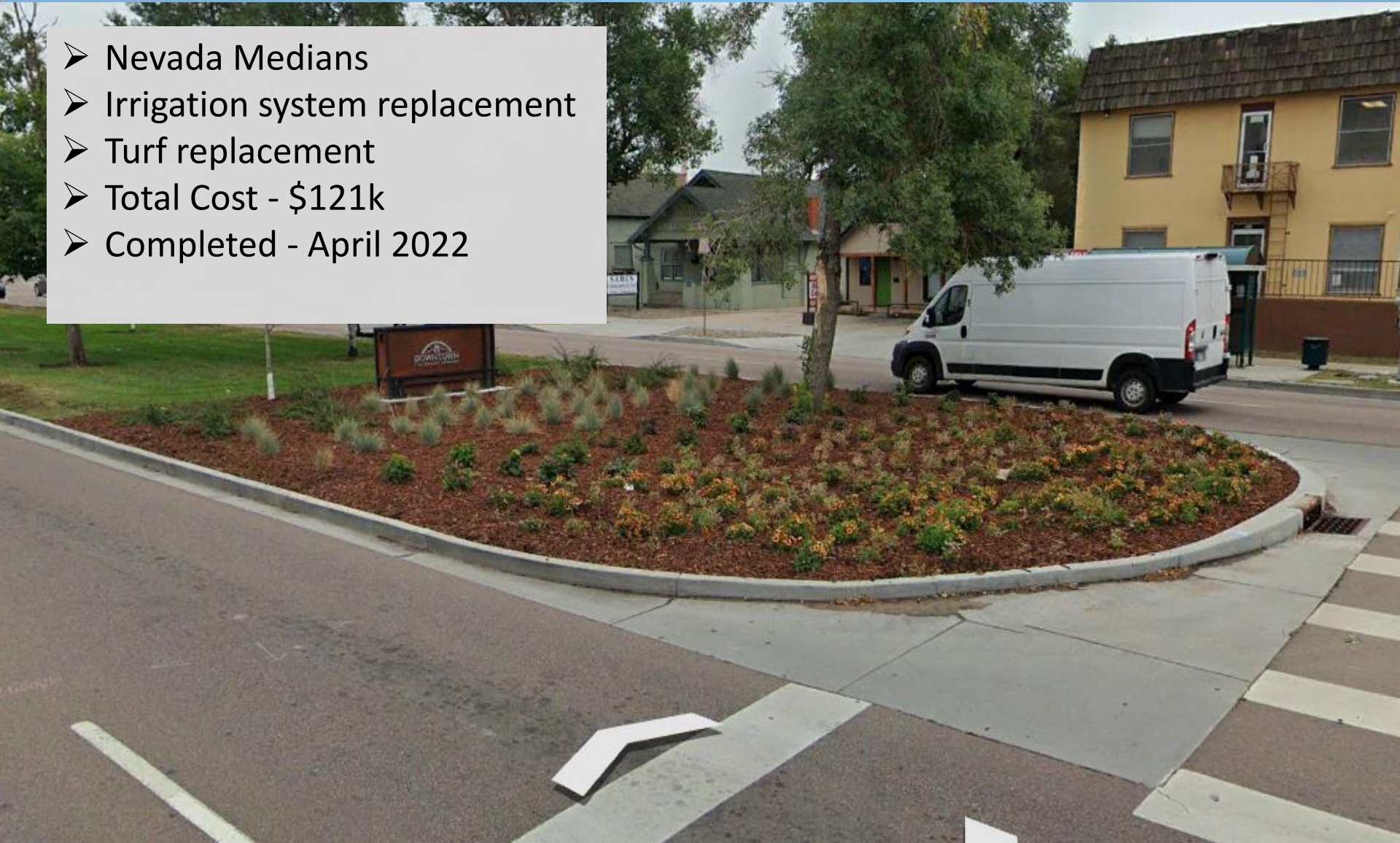
* Community-driven program may include off-leash dog area, community gardens, etc.



2022 Projects



- Nevada Medians
- Irrigation system replacement
- Turf replacement
- Total Cost - \$121k
- Completed - April 2022



2022 Projects



- Portal Park
- Turf to native conversion
- Irrigation system efficiency improvements
- 1.99 acres
- Completed August 2022



Current Projects



- South Monument Valley Park
- Irrigation System Replacement
- APRA funded
- Total Cost - \$338,767
- To be completed May 2023



Current Projects



- South Monument Valley Park – Phase II
- Irrigation System Replacement
- ARPA funded
- Total Cost - TBD
- To be completed – May 2024



Current Projects



- Memorial Park Beach House
- Irrigation System Replacement
- Turf replacement
- Total Cost - \$200,000
- To be completed – July 2023

Current Projects



- Woodstone Park
- Turf to Native Conversion
- Irrigation system modifications
- Total Cost – 23K
- Rebate amount - \$20k
- To be completed – June 2023



10-Year Irrigation System Replacement Plan



Year 1

Park	District	Acres	Cost	MV/FS	Total Cost
Wahsatch - Willamette	Medians	3.20	\$56,000	\$2,800	\$58,800
Otero	North Parks	3.91	\$68,425	\$3,421	\$71,846
Tomah	North Parks	3.12	\$54,600	\$2,730	\$57,330
Bricker	South Parks	3.99	\$69,825	\$3,491	\$73,316
Total			\$248,850	\$12,443	\$261,293

Year 2

Park	District	Acres	Cost	MV/FS	Total Cost
Bristol	Central Parks	1.58	\$27,650	\$1,383	\$29,033
Printers Parkway	Central Parks	2.35	\$41,125	\$2,056	\$43,181
Platte & Hancock	Medians	1.11	\$19,425	\$971	\$20,396
Nevada - Madison	Medians	2.50	\$43,750	\$2,188	\$45,938
Nevada - Van Buren	Medians	1.37	\$23,975	\$1,199	\$25,174
Carver South	North Parks	2.18	\$38,150	\$1,908	\$40,058
Formal Gardens	South Parks	2.36	\$41,230	\$2,062	\$43,292
Quail East	South Parks	1.02	\$17,850	\$893	\$18,743
Total			\$253,155	\$12,658	\$265,813

Year 3

Park	District	Acres	Cost	MV/FS	Total Cost
Frank Waters	Central Parks	0.49	\$8,575	\$429	\$9,004
Little Britches	Central Parks	0.63	\$11,025	\$551	\$11,576
Nevada 3001	Medians	0.14	\$2,450	\$123	\$2,573
Jackson	North Parks	8.23	\$144,025	\$7,201	\$151,226
Bott	South Parks	3.54	\$61,950	\$3,098	\$65,048
Rock Gardens	South Parks	1.46	\$25,463	\$1,273	\$26,736
Total			\$253,488	\$12,674	\$266,162

Year 4

Park	District	Acres	Cost	MV/FS	Total Cost
Bonforte	Central Parks	7.66	\$134,050	\$6,703	\$140,753
Munchkin	Central Parks	0.28	\$4,900	\$245	\$5,145
Roswell	Central Parks	1.74	\$30,450	\$1,523	\$31,973
Nevada - Commerce	Medians	0.42	\$7,350	\$368	\$7,718
Golden Hills	North Parks	4.26	\$74,550	\$3,728	\$78,278
Total			\$251,300	\$12,565	\$263,865

Year 5

Park	District	Acres	Cost	MV/FS	Total Cost
Mt View	Central Parks	0.36	\$6,300	\$315	\$6,615
Wagner	Central Parks	4.63	\$81,025	\$4,051	\$85,076
Nevada 3100	Medians	0.19	\$3,325	\$166	\$3,491
Wahsatch & Washington	Medians	1.45	\$25,375	\$1,269	\$26,644
Fremont	North Parks	7.86	\$137,550	\$6,878	\$144,428
Total			\$253,575	\$12,679	\$266,254

Year 6

Park	District	Acres	Cost	MV/FS	Total Cost
Nevada - Vermijo	Medians	1.75	\$30,625	\$1,531	\$32,156
Nevada - Willamette	Medians	1.59	\$27,825	\$1,391	\$29,216
Willamette Medians	Medians	2.96	\$51,800	\$2,590	\$54,390
Foothills Park	North Parks	2.53	\$44,275	\$2,214	\$46,489
Bott	South Parks	3.54	\$61,950	\$3,098	\$65,048
James Smith	South Parks	2.15	\$37,625	\$1,881	\$39,506
Total			\$254,100	\$12,705	\$266,805

Year 7

Park	District	Acres	Cost	MV/FS	Total Cost
Boulder	Central Parks	7.12	\$124,600	\$6,230	\$130,830
Happy Hollow	Central Parks	0.23	\$4,025	\$201	\$4,226
Honey Bear	Central Parks	0.23	\$4,025	\$201	\$4,226
Mark Twain	Central Parks	4.54	\$79,450	\$3,973	\$83,423
Trues Mill	Central Parks	1.46	\$25,550	\$1,278	\$26,828
Cascade - Cucharras	Medians	0.48	\$8,400	\$420	\$8,820
Cascade - Library	Medians	0.12	\$2,100	\$105	\$2,205
Nevada - Polk	Medians	0.16	\$2,800	\$140	\$2,940
Total			\$250,950	\$12,548	\$263,498

Year 8

Park	District	Acres	Cost	MV/FS	Total Cost
Heather Crest	Central Parks	4.50	\$78,750	\$3,938	\$82,688
North Shook's Run	Central Parks	7.63	\$133,525	\$6,676	\$140,201
Wahsatch - Caramillo	Medians	2.34	\$40,950	\$2,048	\$42,998
Total			\$253,225	\$12,661	\$265,886

Year 9

Park	District	Acres	Cost	MV/FS	Total Cost
Betty Krouse	Central Parks	2.14	\$37,450	\$1,873	\$39,323
Prairie Dog	Central Parks	0.87	\$15,225	\$761	\$15,986
Prairie Grass Park	Central Parks	1.84	\$32,200	\$1,610	\$33,810
Bijou Median	Medians	1.11	\$19,425	\$971	\$20,396
Nevada - Taylor	Medians	0.28	\$4,900	\$245	\$5,145
Deerfield	South Parks	8.06	\$141,050	\$7,053	\$148,103
Total			\$250,250	\$12,513	\$262,763

Year 10

Park	District	Acres	Cost	MV/FS	Total Cost
Cascade - Cache La Poudre - Colorado College Shares	Medians	3.57	\$62,475	\$3,124	\$65,599

Questions?





2022 URBAN PARKS AND MEDIANS IRRIGATION WATER USE ANALYSIS AND REVIEW

Prepared for:

Eric Becker

Park Operations and Maintenance Manager

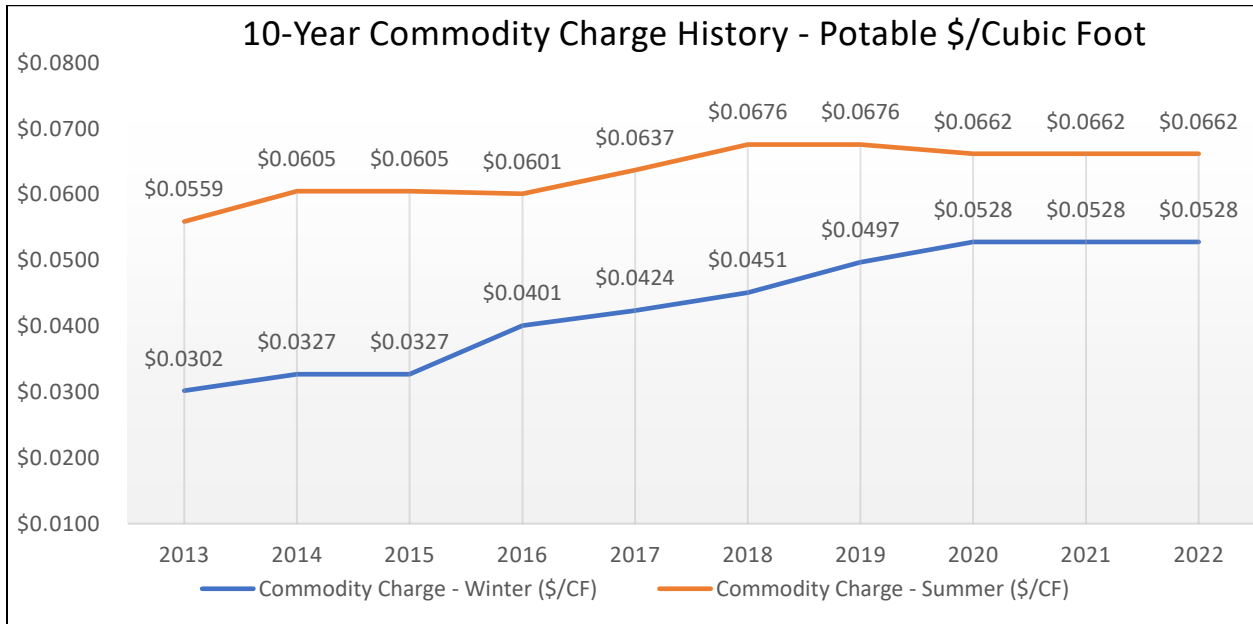
Prepared by:

Jarod Clayton

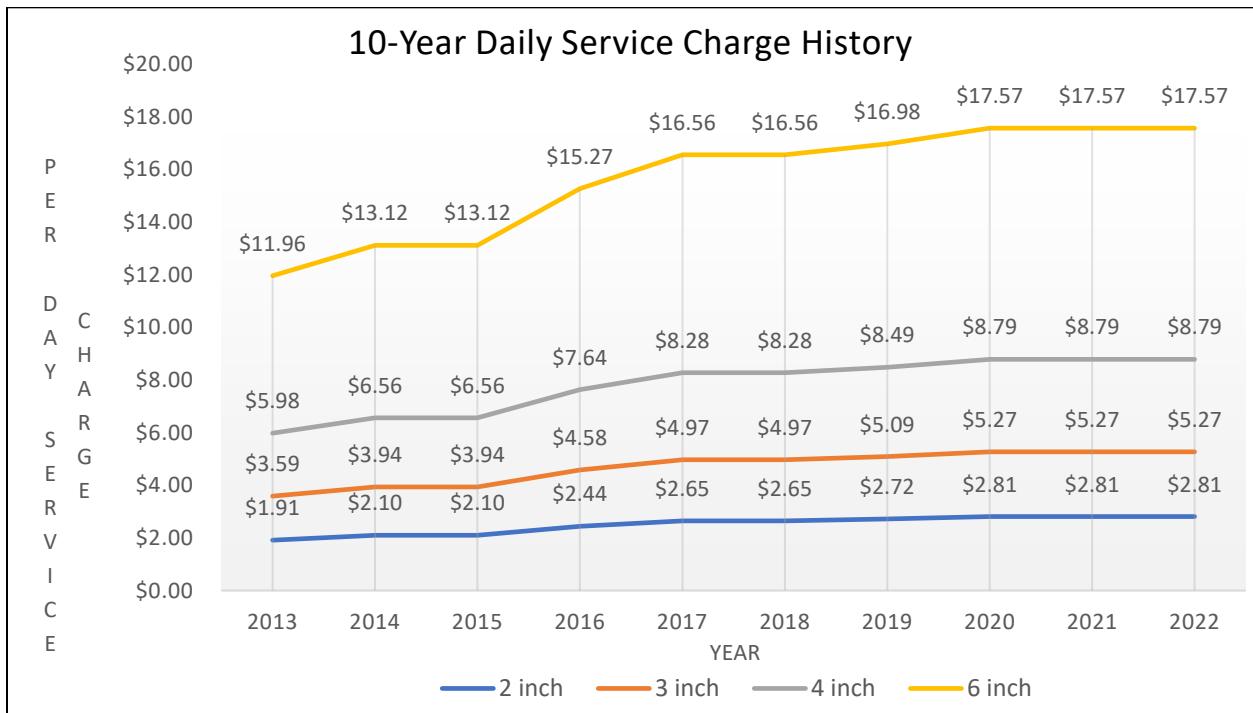
Water Conservation Specialist

{This page intentionally left blank}

Potable Water Rates. Over the last 10 years the commodity charge for potable water has increased 18% for summer rates and 75% for winter rates. Fortunately, in 2022, all potable water rates remained unchanged from the two previous years and have not increased since 2018.

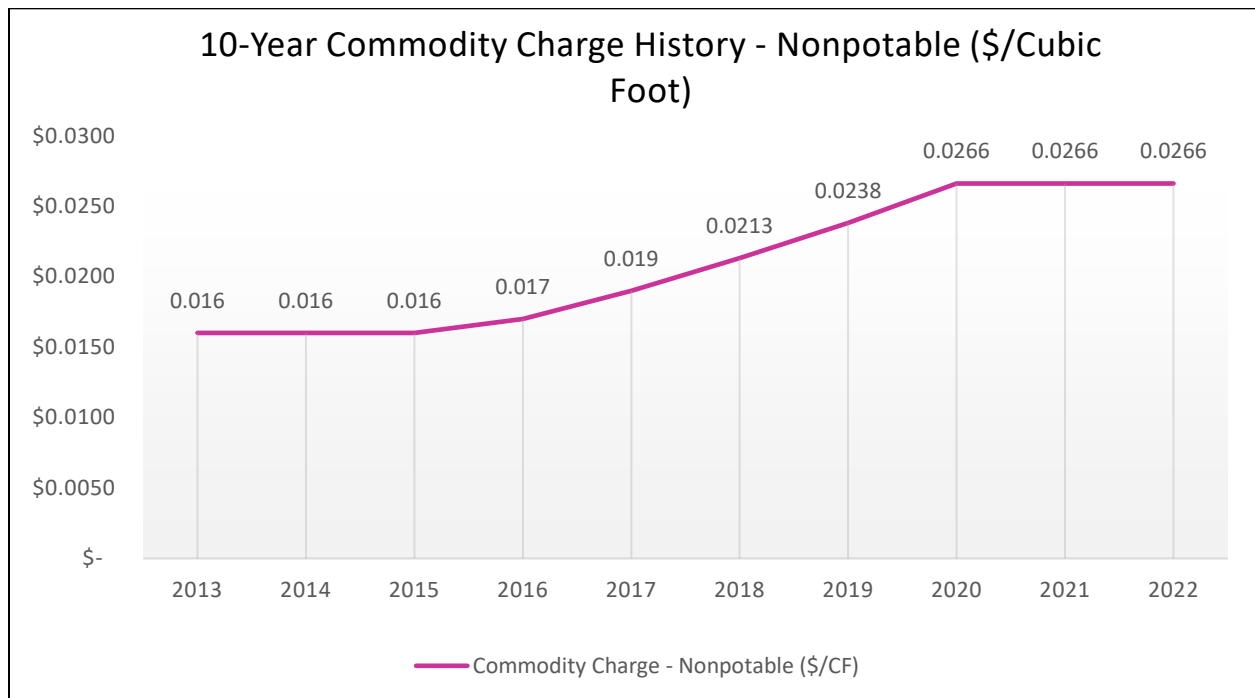


Daily Service Fees. Service fees are assessed daily to all accounts utilizing potable water and are dependent on water meter size. Much like the cost of water, daily service fees have increased significantly over a 10-year span, to the tune of 47%. Because of this, when not in use during the winter months, meters are virtually disconnected by Colorado Springs Utilities and are not assessed a fee.




Nonpotable Water Rates. Colorado Springs Utilities nonpotable water system is one of the oldest in the state and was first requested by CDOT to supply water to irrigate along the I-25 corridor during its construction. The current system supplies raw or reclaimed water or a blend of both to 30 customers. In the past ten years, between 10-12% of the total amount of water used in Colorado Springs parks was non-potable.

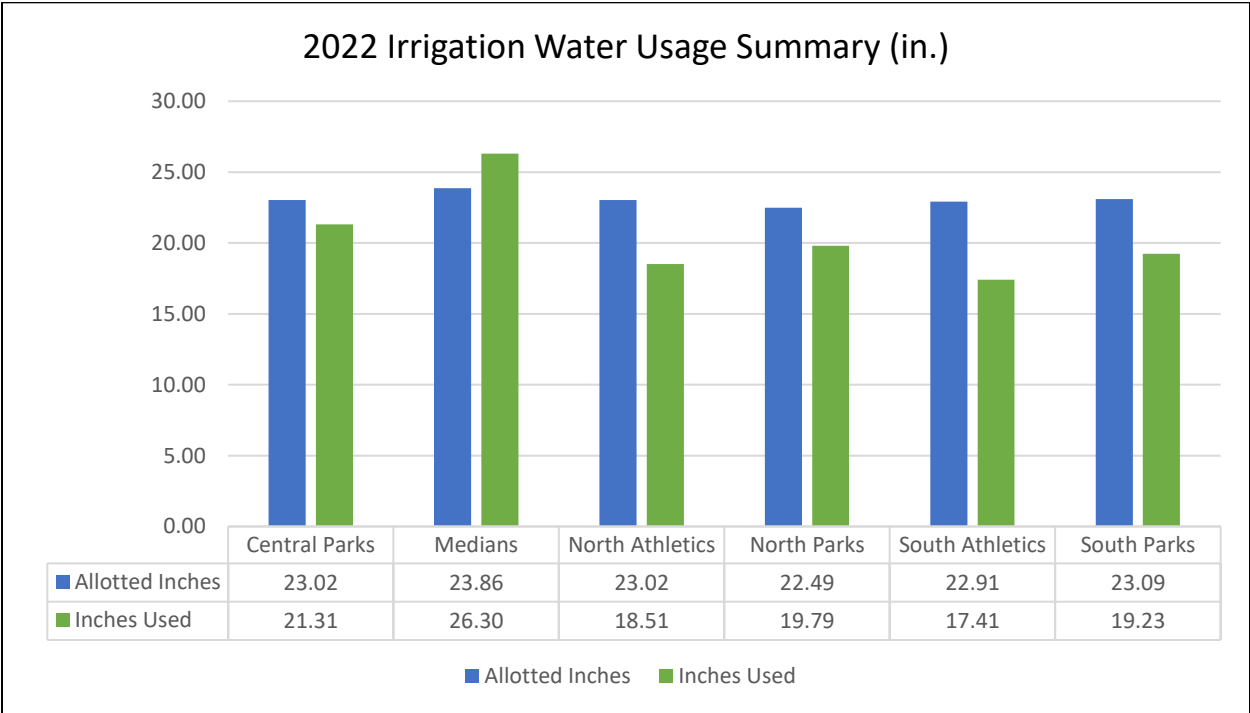
Over the last 10 years the commodity charge for nonpotable water has increased 66%. In 2020 alone, rates increased by 11.76%. Nonpotable water remains attractive for irrigation use due to the lower cost compared to potable water, no assessment of daily service fees, and less restrictions during times of drought. In the years to come, the Parks Department would like to continue to pursue opportunities for increasing use of nonpotable water. Unfortunately, the somewhat limited infrastructure of the non-potable system makes adding additional sites cost prohibitive. At the present time, 97 acres of Parks property are irrigated using non-potable water.



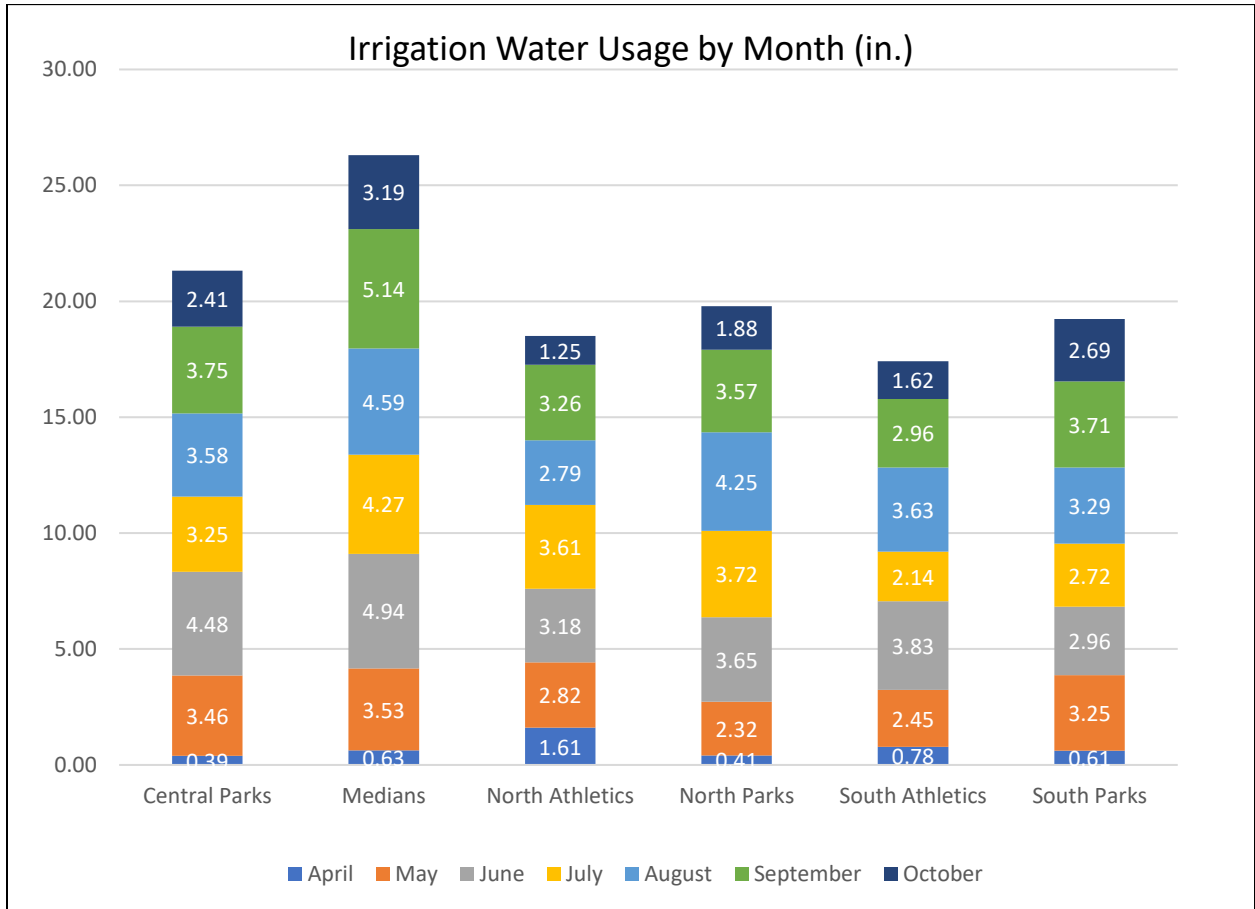
Water Use Analysis. The North Parks District is comprised of 309 acres of irrigated turf and landscaping making it the largest user of water within the park’s maintenance districts. In 2022, the Parks Department used a combined 61.1M cubic feet of water for irrigation use.



As shown in the chart below, actual water usage compared to the water allotment was variable among districts. The Downtown Medians, which make up a small percentage of the total acreage and have the oldest and least efficient irrigation systems, were the only district to exceed the 24” annual water allotment. All other districts were under allotment.



Water Use Analysis Cont'd. Below is a more detailed perspective that tells the story of how water was applied over the course of the growing season. We've learned that a variety of factors contribute to making each maintenance district unique, that ultimately impacts monthly and seasonal water usage. These factors can include local weather patterns, specifically temperature differences caused by elevation and the scattered nature of rainfall; special events that impact the ability to irrigate; the date in which systems are activated and winterized; and the subjectivity associated with irrigation scheduling.



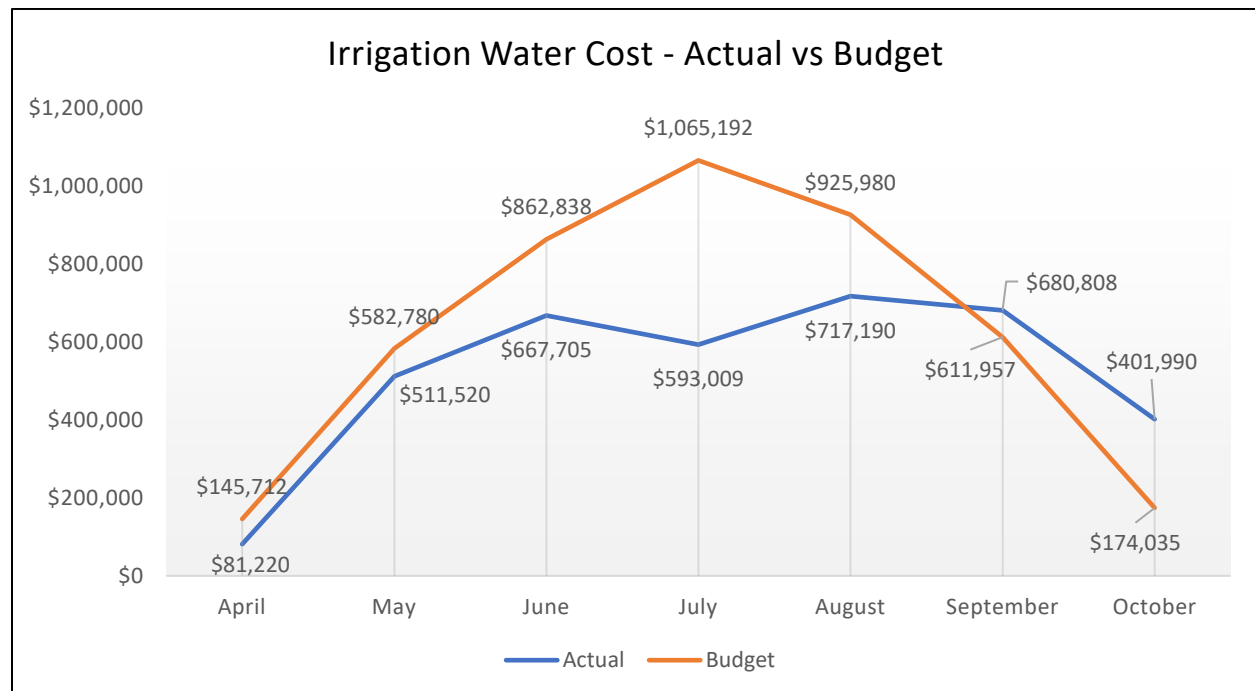
Irrigation Water Budget. The irrigation water budget was developed based on historical water need dating back to 1949, with July being representative of the hottest and driest month, thus the month with the highest budget.

The graph below represents the total departmental commodity charges, by month, compared with the budget. Budget justifications can then be extrapolated when coupled with institutional insight. The narrative is as follows.

In April, the irrigation systems were in the process of being activated and overnight low temperatures prevented systems from running for fear of freezing. Further, in late-May, an untimely windstorm caused weeks' worth of clean-up that redirected staffs' time away from irrigation related duties.

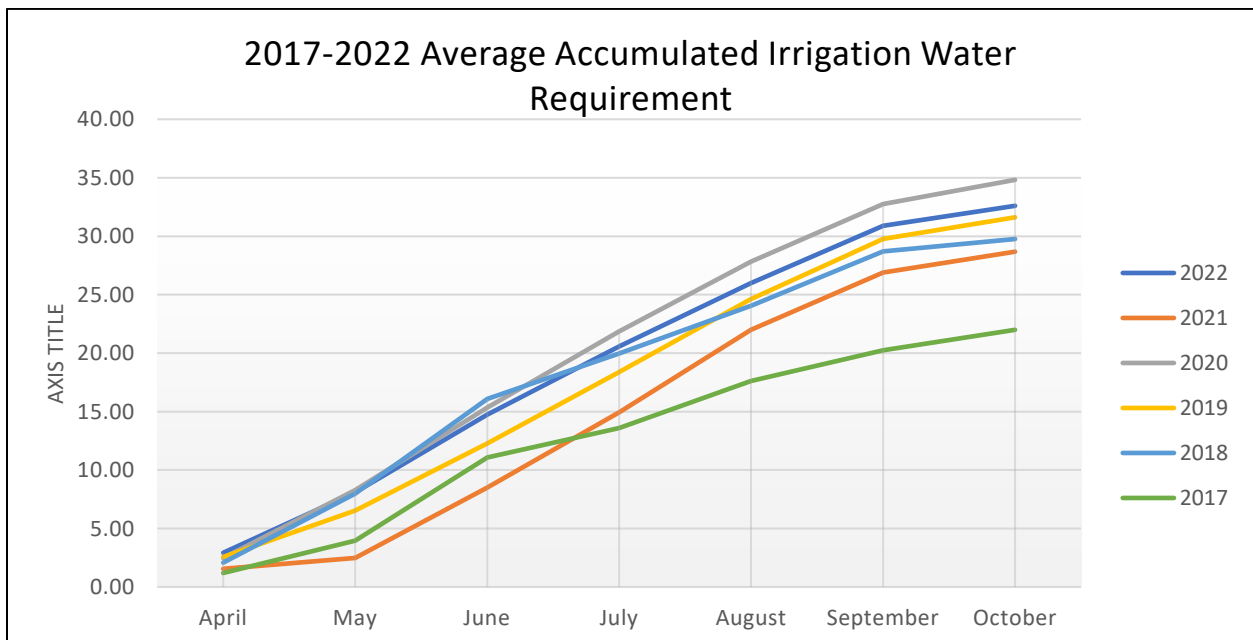
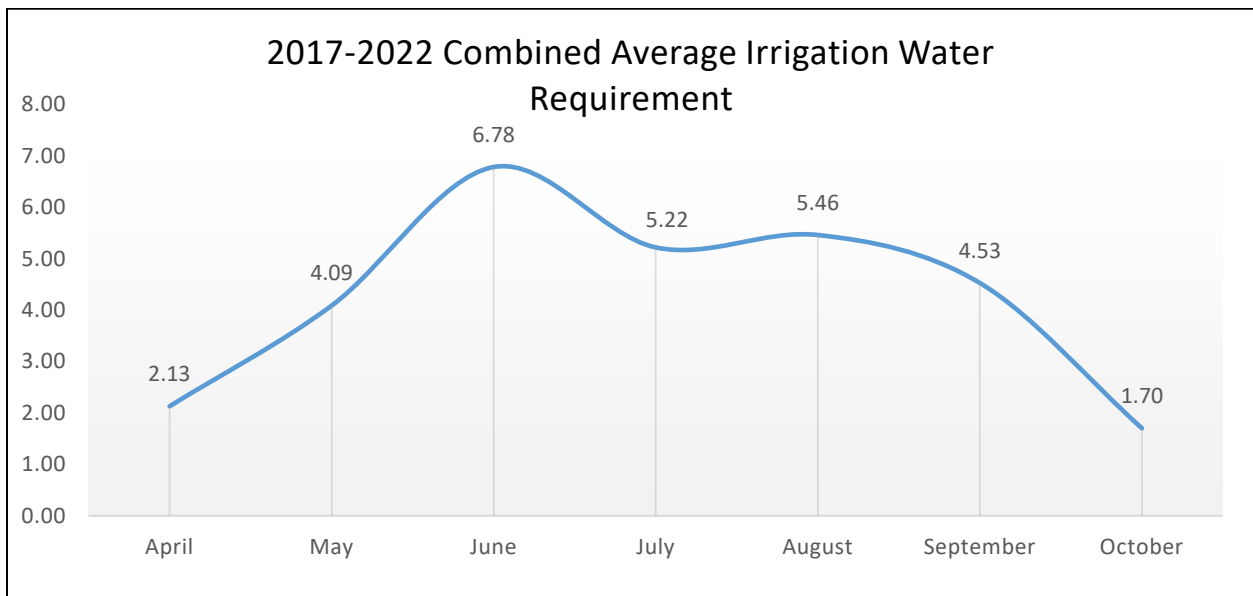
In June, July, and August we received beneficial rainfall that activated rain sensors, keeping irrigation systems off, thus saving water. Water saved during these months could then be applied in September and October when very minimal rainfall and above average temperatures reigned supreme.

The total budget for irrigation water was \$4,37M, and of that budget, 87% or \$3.78M was used in 2022.



Irrigation Water Requirement. Throughout the irrigation season weather data is collected and comprehensively analyzed to determine the amount of supplemental irrigation water needed for the landscapes. The precipitation data is collected from the (1) Air Force Academy, (2) Patty Jewett Golf Course and (3) Colorado Springs Airport to represent northern, central, and southern portions of the city. Evapotranspiration (ET) rates are collected from smart irrigation controllers in similar localities. The irrigation water requirement (IWR) can then be calculated to determine how much irrigation water was needed during a particular time period.

Below is the combined average irrigation water requirement from 2017-2022 for all parts of the city. The graph illustrates a possible change in statistical inference towards June being the month with the highest irrigation water requirement, rather than July. Also illustrated, is the average accumulated irrigation water requirement used for yearly comparisons.



Irrigation System Efficiency Improvements and Water Footprint Reduction Statistics.

New Irrigation Systems

- Panorama Park - \$294,195
- Nevada Medians: \$121,728
- Old Farm Maintenance Shop: \$15,296
- South Monument Valley Park: \$338,767 (to be completed spring of 2023)
- Total Expenditures: \$769,986

Turf to Native Conversions

- Panorama Park – 7.28 acres
- Portal Park: 1.99 acres
- El Pomar Youth Sports Complex: .10 acres
- Total Acres Converted YTD: 87.84

Irrigation Equipment and Turf to Native Conversion Rebates

- Spring: \$29,442
- Fall: \$20,000
- Total: \$49,442



Parks, Recreation and Cultural Services Advisory Board

Golf Presentation

Patty Jewett & Valley Hi
2022 Year End Review

Patrick Gentile CGCS
Golf Division Superintendent



April 13, 2023



2022 Rounds Data



Patty Jewett

	<u>2022</u>	<u>2021</u>	<u>2020</u>
9-Hole Rounds	98,603	107,962	98,491

Valley Hi

	<u>2022</u>	<u>2021</u>	<u>2020</u>
9-Hole Rounds	52,327	53,608	55,455

Days Closed



	2022	2021	2020	2019	2018	2017
Patty Jewett	84	74	86*	99	70	53
Valley Hi	78	65	82*	100	68	56

*Closed 10 days due to Stay-at-Home Orders
Closed day = less than \$250.00 golf revenue

2022 Financials



Patty Jewett

	Budgeted	Actual	Difference
Revenue	\$2,968,354.00	\$2,958,451.00	\$9,903.00
Expenses	*\$3,520,073.00	\$3,420,167.00	\$99,906.00
Difference		\$106,073.00	

*((\$567,789.00 Carried over from 2021 for the parking lot project)

Estimated Fund Contribution \$106,073.00

Valley Hi

	Budgeted	Actual	Difference
Revenue	\$1,280,680.00	\$1,297,185.00	\$ 16,505.00
Expenses	\$1,268,399.00	\$1,304,774.00	\$ 36,375.00
Difference		\$ 7,589.00	

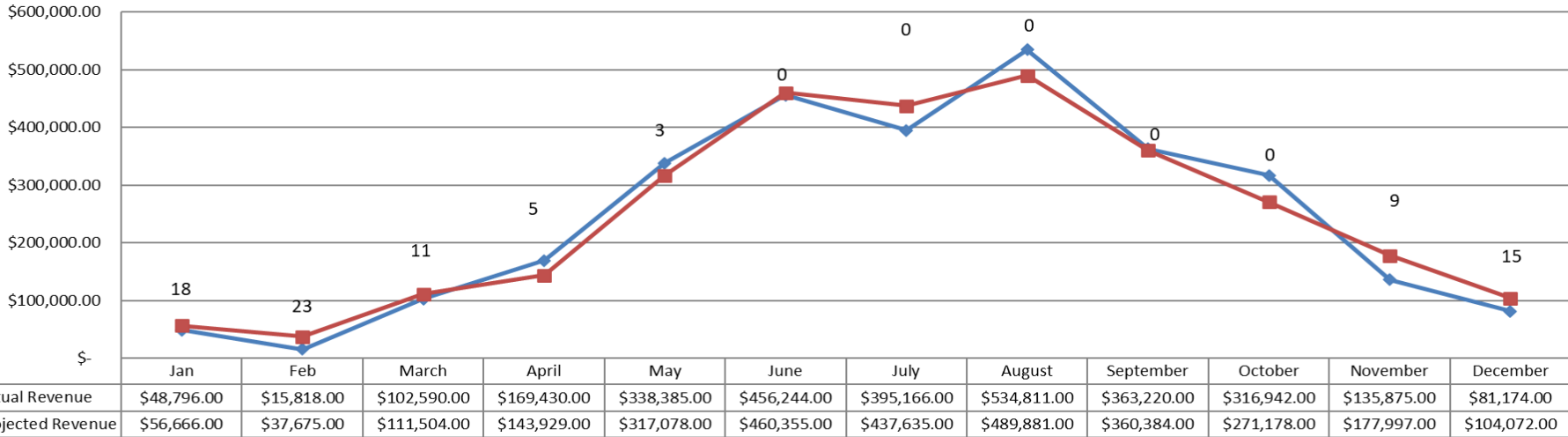
Estimated Fund Draw \$7,589.00

2022 Golf Revenue by Month

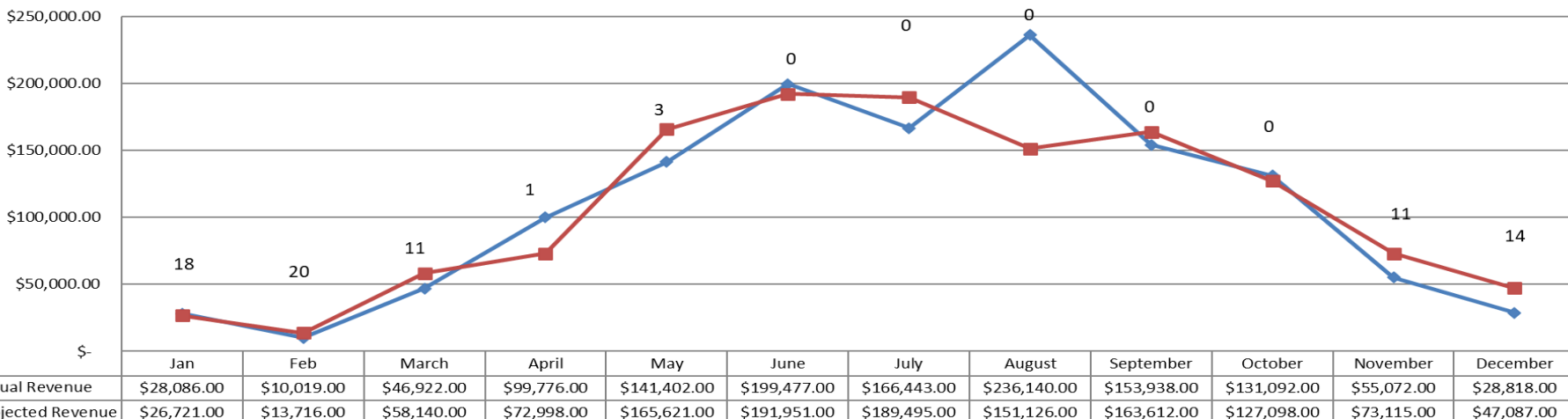


Days Closed

Patty Jewett



Valley Hi



2023 Budget



Patty Jewett

Revenue \$3,209,238.00

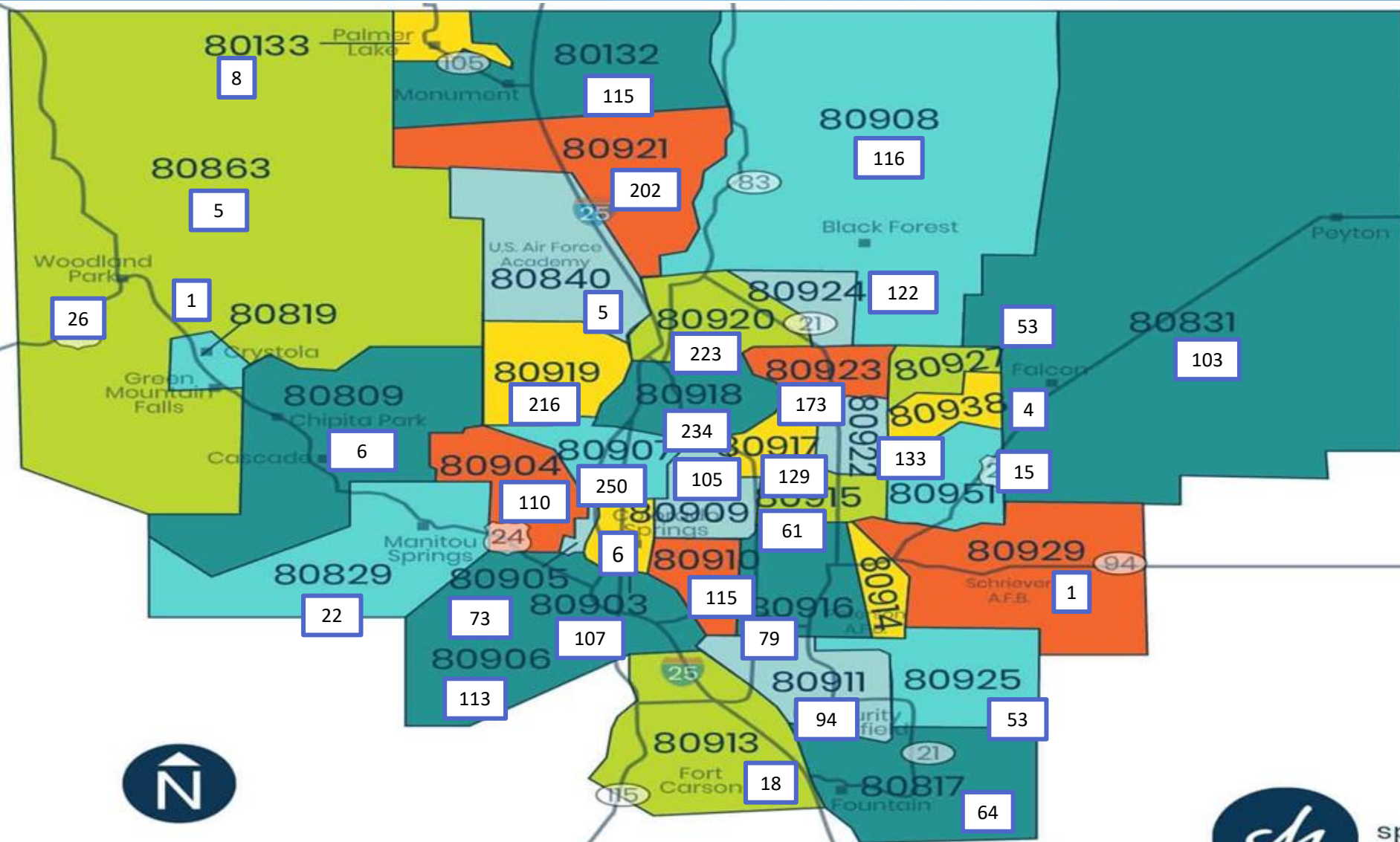
Expense \$2,847,748.00

Valley Hi

Revenue \$1,408,576.00

Expense \$1,406,783.00

El Paso County



Engaging the Community through Social Media



A screenshot of the Facebook page for Patty Jewett Golf Course. The header shows the course name and a photo of a vintage car. The page has 586 likes and 10K were here. A post from February 16 at 2:20pm says: "The snow will finally be gone on Wednesday, February 17th. We will have all 27 holes open with golf carts available tomorrow. Call us to reserve your tee time today!"



A screenshot of the City of Colorado Springs website, showing a "City Golf Courses" section. It lists Patty Jewett Golf Course and Valley Hi Golf Course with their respective logos and contact information.

A screenshot of the Facebook page for Valley Hi Golf Course. The header shows the course name and a photo of a sunset over a golf course. The page has 341 likes and 2,813 were here. A post from February 16 at 2:29pm says: "The snow will finally be gone on Wednesday, February 17th. We will have all 18 holes open with golf carts available tomorrow. Call us to reserve your tee time today!"

Valley Hi Golf Course

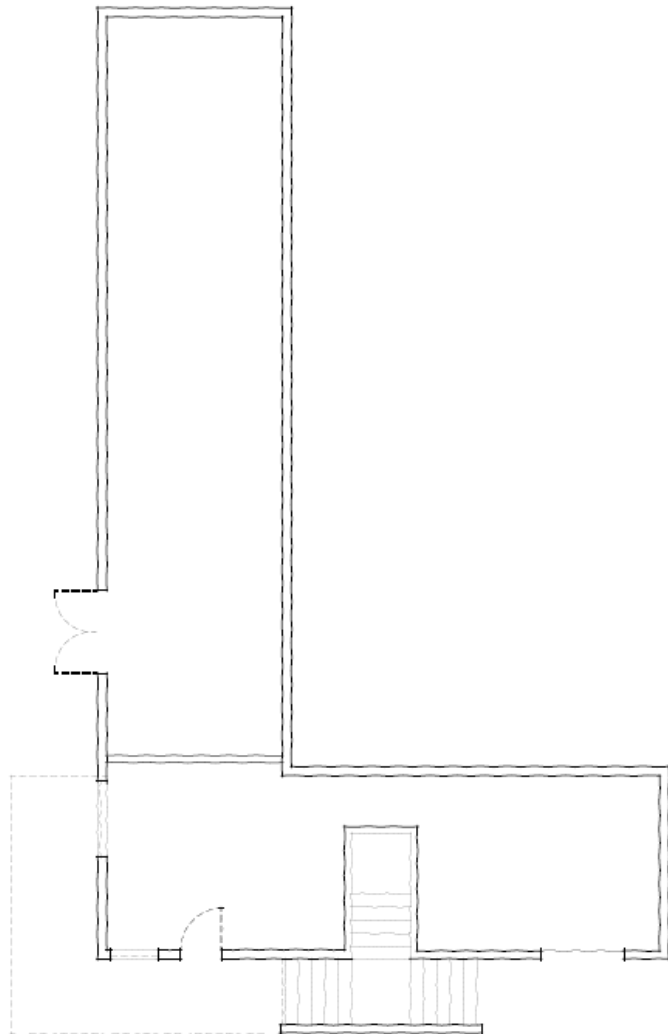


Brian Fox Class A
Superintendent

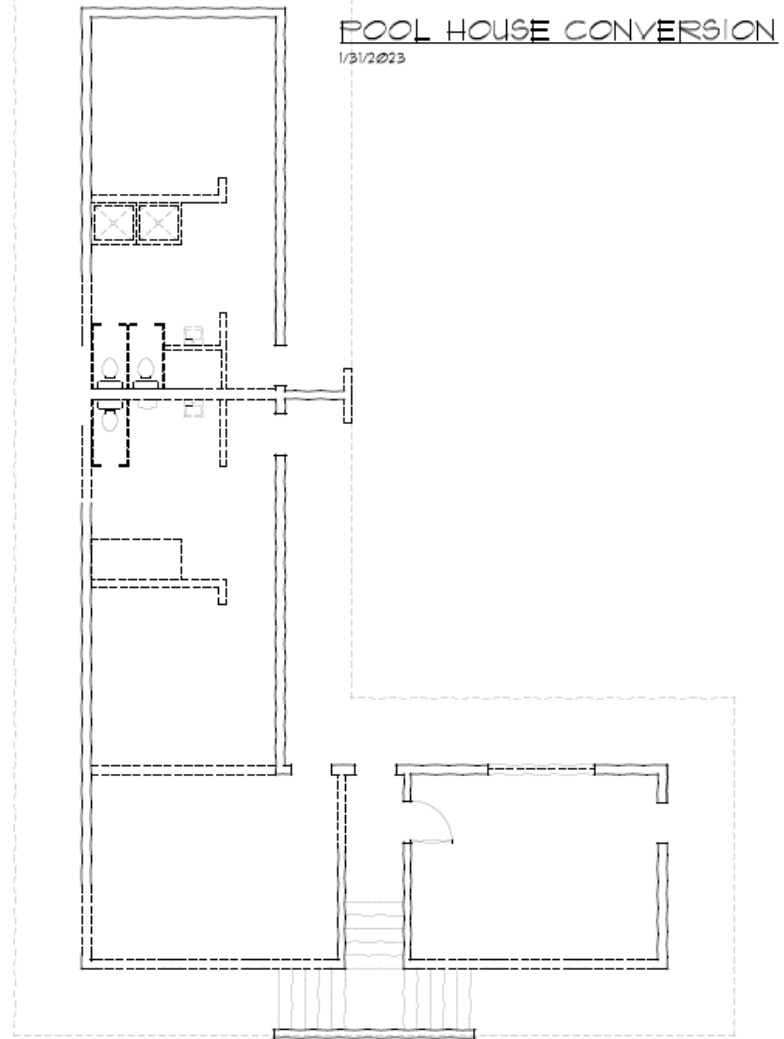
2022 Projects



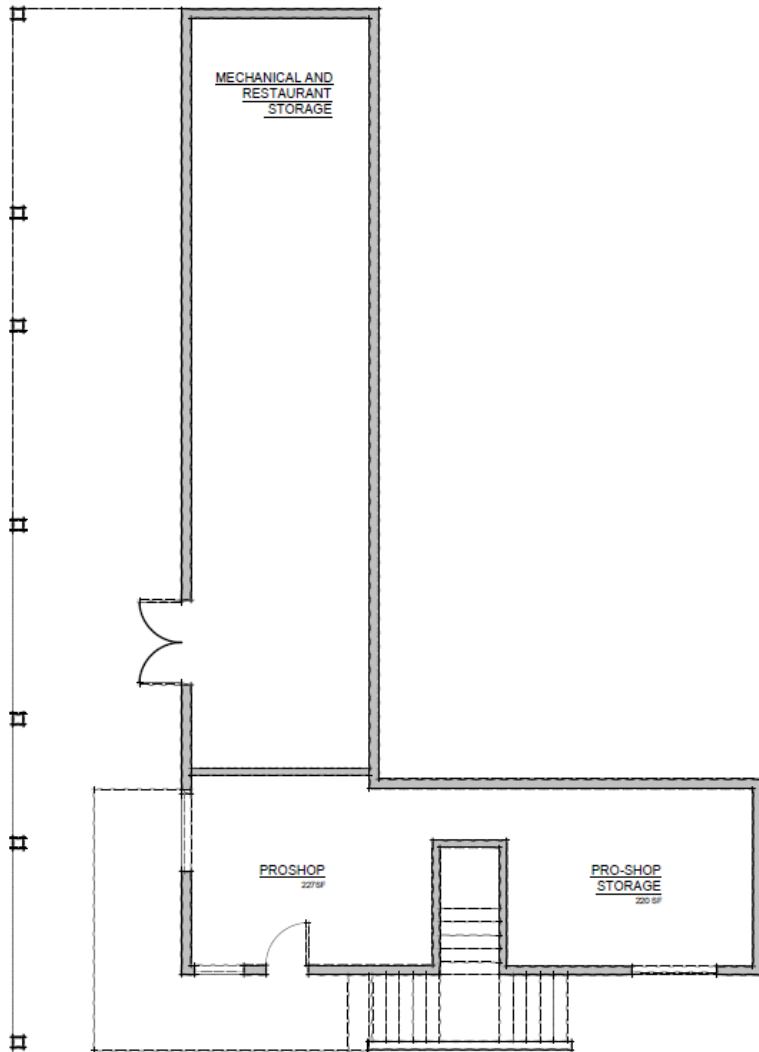
- Evaluation of Clubhouse Building
- Design Edge
 - Roof Repairs
 - Electrical Issues
 - Asbestos
 - Mechanical Systems
- New Building Options



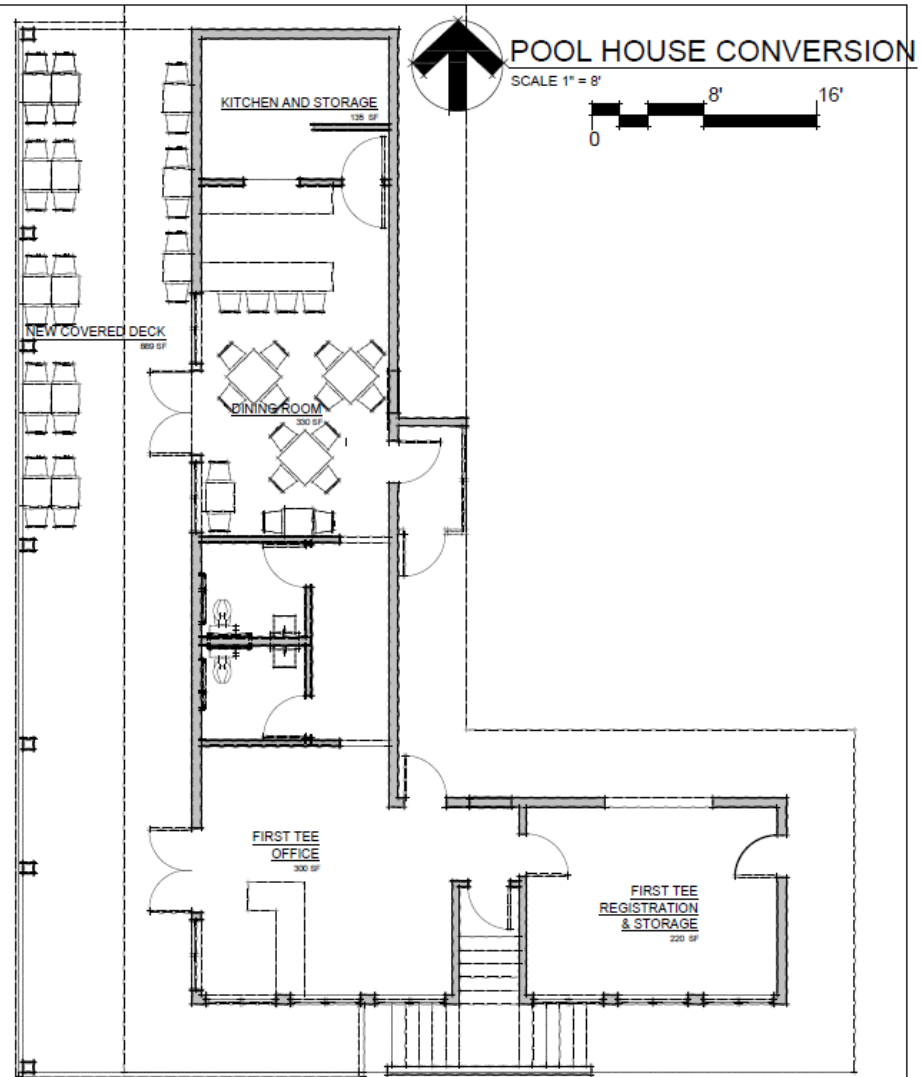
LOWER LEVEL DEMO PLAN



UPPER LEVEL DEMO PLAN



LOWER LEVEL PLAN

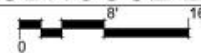


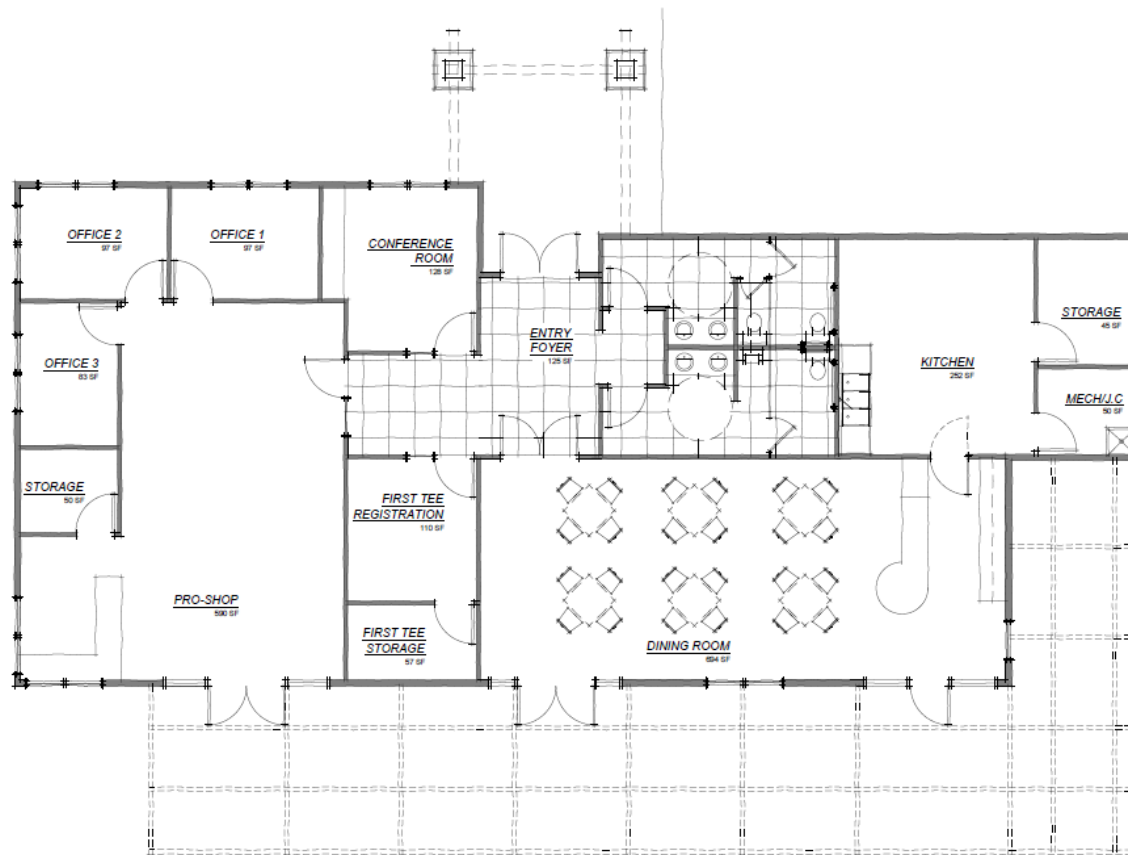
UPPER LEVEL PLAN



GOLF CLUBHOUSE ELEVATION

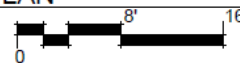
SCALE 1" = 8'





CLUBHOUSE PLAN

SCALE 1" = 8'
3,000 sf



2023 and Beyond



- Irrigation System ARPA Funding
 - Irrigation Design Layout is in Final Process
 - Turf Reduction
 - Bidding Process 2023
 - Installation 2024 – 2025
- Continuation Evaluation of Clubhouse Building







Patty Jewett Golf Course



Jeff Wichman Class A
Superintendent



2022 Recognition



PRESENTED BY
GOLFTEC

Avid Golfer

BEST SOUTHERN COURSE Resort and Public
(Colorado Springs and south)

Staff Pick



GOLF COURSE

 **PATTY JEWETT GOLF COURSE**

 **THE BROADMOOR**

 **EISENHOWER GOLF COURSE**

PRIME RIB

 **MACKENZIE'S CHOP HOUSE**

 **PATTY JEWETT BAR AND GRILL**

 **TEXAS ROADHOUSE**

COLORADO SPRINGS BUSINESS JOURNAL

Best in
BUSINESS
2022

Colorado Springs Business Journal
BEST IN BUSINESS 2022:

TOURISM, TRAVEL & HOSPITALITY

Golf Course

Gold: Patty Jewett Golf Course

2022 Projects



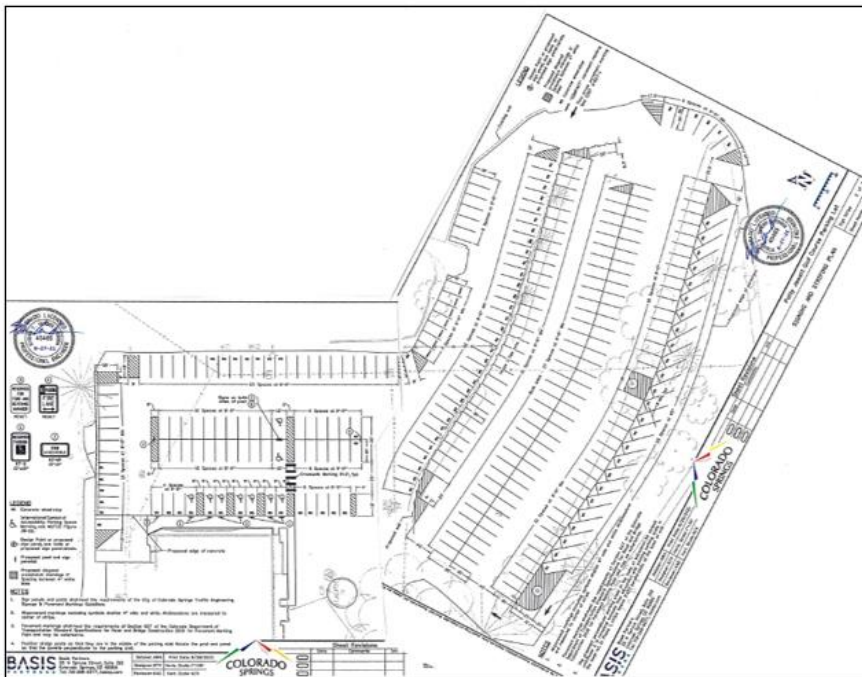
- Parking Lot Reconstruction / Addition and Pavement
 - Additional 57 Spaces Created
 - 297 Parking Spaces (239)
 - 9 ADA Parking Spaces (10)

Patty Jewett Parking Lot Reconstruction and Pavement

Project Start Date: April 4, 2022

Proposed Project End Date: May 20, 2022

Golf Course & Restaurant Closure April 18–22, 2022



The current parking lot life has come to an end. The lot must be replaced before it loses its structural stability. In addition to replacing the surface, approximately 65 new parking spots will be created as part of this project.

This project will be accomplished in two phases.

Phase 1 April 4 – 22, 2022

Phase 2 April 25 – May 20, 2022

The course and the clubhouse will remain open during the project with limited parking. (Exception: Everything will be closed the week of April 18-22, 2022.) Please plan accordingly.





PATTY JEWETT MEMORIAL FIELD







Tie in 18 Cart Path



2023 and Beyond



- Irrigation System ARPA Funding
 - Irrigation Design is in the Final Process
 - Turf Reduction
 - Bidding Process 2023
 - Installation 2024 – 2025
- Clubhouse Center Roof Replacement





PRCS COMMUNITY ENGAGEMENT TEAM

PARKS ADVISORY BOARD MEETING
APRIL 13, 2023



PRCS Community Engagement Team

2023 Objectives

- Establish a collaborative Community Engagement team
 - *staff are cross-trained, informed and supportive*
- Enhance the tracking and documentation of PRCS Community Engagement efforts
- Strengthen the department wide volunteer program
- Support well-run, strategic Community Engagement events
 - *special events, internal events, & city celebrations*



Special Events

- City Wide Permits
- Park Permits
- Block Party Permits
- Park Vendor Permits
- Pavilion Rentals
- Film Permits
- Internal Special Events & City Celebrations



Community Relations

- Communications Planning
- Social Media
- Surveys & Metrics
- Public Presentations
- Supporting Public Process



Volunteer Mgmt.

- Background Checks
- Adopt-a-Park/Trail
- Oversee dept. volunteer compliance
- Convene dept. volunteer staff trainings
- Annual Recognition Event or Program

STEPHANIE ADAMS

GET TO KNOW US



TITLE:

Senior Analyst, Community Engagement & CAPRA Accreditation Coordinator

WHERE ARE YOU FROM ORIGINALLY:

Proud Colorado Springs native!

TIME WITH PRCS:

11 months

FAVORITE THING ABOUT WORKING FOR PRCS:

I love helping to support and create new relationships for PRCS across the community. I believe I am a natural community builder and it's my pleasure to help share the story of parks. I love helping to craft our public process and connect all voices to PRCS projects and programs.

INTERESTS OUTSIDE OF WORK:

I am a local artisan so I spend a lot of time on my craft, catch me at local makers markets on the weekends. I also love to ride by e-bike and volunteer on local boards and committees.

JODI SCHLOSBERG

GET TO KNOW US



TITLE:

Graphics Technician

WHERE ARE YOU FROM ORIGINALLY:

Colorado

TIME WITH PRCS:

9 months

FAVORITE THING ABOUT WORKING FOR PRCS:

My favorite thing about working for PRCS in the 9 months I have been here is the creative freedom I get to employ while working on projects. I love the collaborative vibes I get from most things and how open people are to listening to my ideas.

INTERESTS OUTSIDE OF WORK:

Hiking with the Pups, Skiing, Ballet, Reading, Writing, Art- All Mediums, Swimming, Longboarding.

CAPRA Reaccreditation



A national recognition that PRCS is an elite park & recreation agency.

Only 3% of departments in the USA are accredited. *Program is 20 years old.*



Our Timeline

- Section Teams established 2022
- Refresh Documents/Evaluate 2023
- Self-Assessment in mid - 2024
- In-person Visitors in mid - 2025
- ***Celebrate!!***


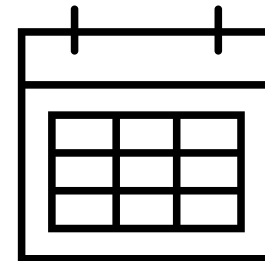


COMMUNITY RELATIONS



Areas of Service

- Communications Planning
- Marketing Consultation
- Social Media Consultation
- Surveys & Community Metrics
- Public Presentations
- Support of Public Process



BLAKE ZINK

GET TO KNOW US



TITLE:

Senior Program Administrator, Special Events & Community Engagement

WHERE ARE YOU FROM ORIGINALLY:

Indiana (Hoosiers)

TIME WITH PRCS:

5 years

FAVORITE THING ABOUT WORKING FOR PRCS:

Helping community members create experiences in our park system and working with PRCS staff.

INTERESTS OUTSIDE OF WORK:

Family (Luke 6, Will 4 & Kali 1, Vanessa and our dog Ziggy), hiking trails, watching movies & sports

ELIZABETH CLARK



GET TO KNOW US



TITLE:

Analyst II, Special Events & Community Engagement

WHERE ARE YOU FROM ORIGINALLY:

Georgia

TIME WITH PRCS:

2 months

FAVORITE THING ABOUT WORKING FOR PRCS:

I moved to Colorado Springs in September 2021 so I haven't been able to experience all of the parks and open spaces yet. I love being outside when the weather is nice so I'm looking forward to the Spring and Summer month events. My dog (Beau) loves to be outside and explore so I'm excited to get to permit and explore the different spaces so that I can take him after hours!

INTERESTS OUTSIDE OF WORK:

Reading, being active, exploring Colorado Springs with my dog and my nephew, binging the latest trendy TV show (non-reality shows), and trying new restaurants and breweries.

SPECIAL EVENTS



Citywide Events:

- Closing of the public right of way, expected attendance of 10,000 people or more, or an event involving alcohol
- How many to date: 35
- Largest events:
 - St. Patrick's Day Parade - March
 - Territory Days - May
 - Garden of the Gods 10 Mile and 10K Trail Races - June
 - Pikes Peak Pride - June
 - Juneteenth – June
 - Western Street Breakfast - June
 - Pikes Peak Hill Climb Fan Fest - June
 - Pikes Peak or Bust Rodeo Parade - July
 - Labor Day Lift Off - September
 - Fiestas Patrias – September
 - Fallen Firefighters Memorial - September
 - Colorado Springs Marathon - September
 - Veterans Day Parade – November
 - Festival of Lights Parade - December



SPECIAL EVENTS



Park Permits

- How many to date: 165
- Most Notable:
 - Birthday Parties
 - Small Concerts
 - School Celebrations
- Private Outdoor Fee-based Activity (POFA) Permits
 - Yoga in the Park

Internal Special Events & City Celebrations

- City Council Swearing-In Ceremony
- Mayoral Swearing-In Ceremony
- Get Outdoors Day
- Downtown Olympic Celebration
- PRCS Ribbon Cuttings

Other Special Events/Permits

- Commercial Film Permits – 10 to date
- Pavilion Rentals – 250 to date
- Block Party Permits (Under 30 day public review)



APRIL ALLEN

GET TO KNOW US



TITLE:

Analyst II, Community & Multimedia

WHERE ARE YOU FROM ORIGINALLY:

Born in Louisiana but moved to COS when I was 2 so I consider myself a Native!

TIME WITH PRCS:

3 months

FAVORITE THING ABOUT WORKING FOR PRCS:

I love being able to connect people with meaningful experiences and help keep our parks, trails & open spaces beautiful! I've only been here for 3 months, but I've had the opportunity to meet amazing community members and work together toward the common goal of making Colorado Springs the best place to live and play!

INTERESTS OUTSIDE OF WORK:

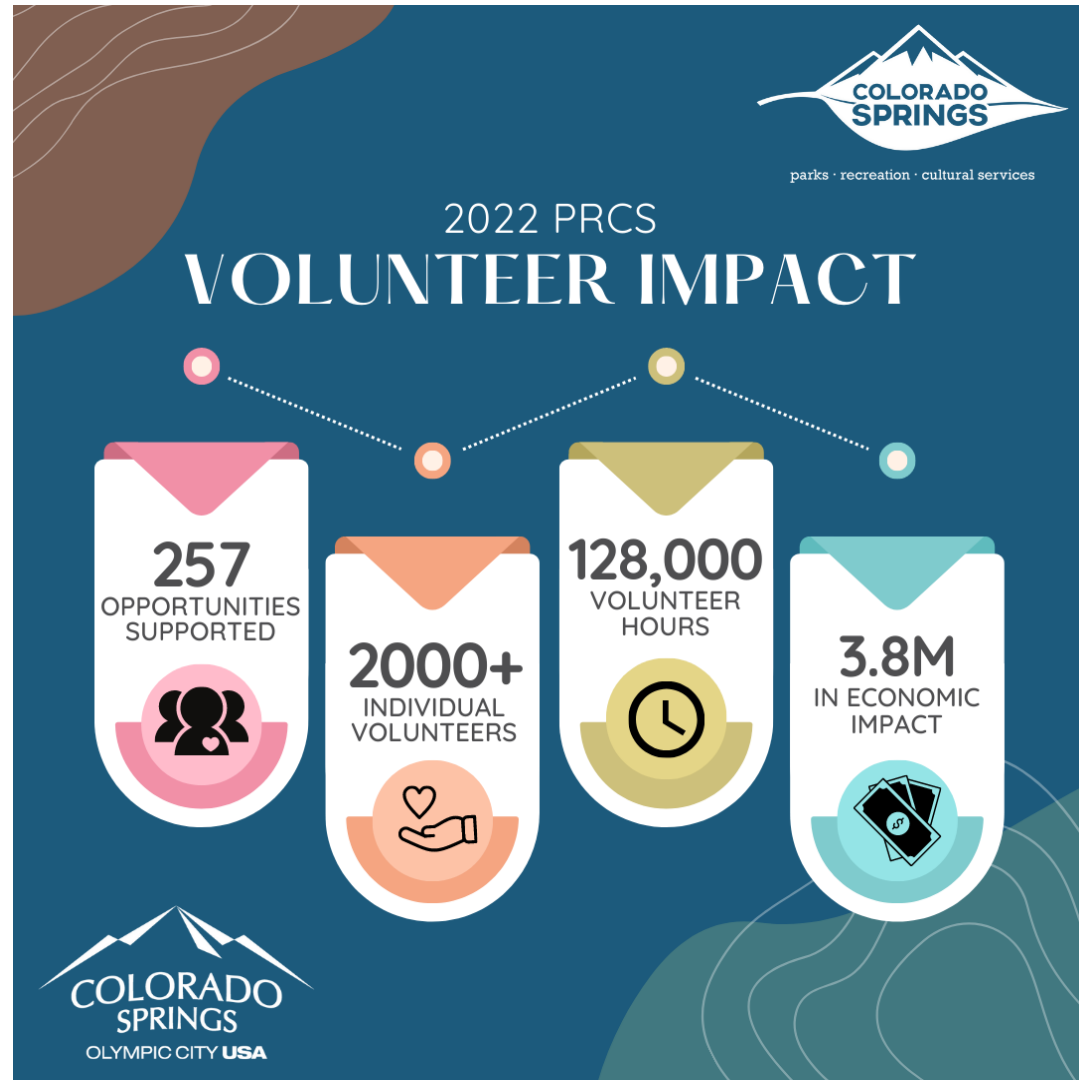
I currently serve on four organization boards and committees that keep me busy! Otherwise, I love to hang out with my cute nieces, hike, ride my e-bike, go to sporting events, watch movies, or re-watch The Office for the 15th time 😊

VOLUNTEER MANAGEMENT



VOLUNTEER OPPORTUNITIES WITH PRCS -

- Adopt-A-Park & Trail Program
- Community Centers
 - *Food Pantries*
 - *Summer Programs/Camps*
 - *Event Assistance*
- Friends Groups
- Garden of the Gods
- Park & Trail Cleanups
- Pikes Peak Regional Crew Leader Training
- Pioneer's Museum
- Rock Ledge Ranch
- Sertich Ice Center
- Springs In Bloom
- Starsmore Visitor Center
- Therapeutic Recreation Program
- Youth Sports
- Youth Volunteer Opportunities



VOLUNTEER MANAGEMENT



PRIORITIES FOR VOLUNTEER PROGRAM -

- Compliance
 - Waivers
 - Background Checks
- Promotions:
 - Volunteer Month
 - Social Media
 - New Commercial with KRDO!



EXCITING HIGHLIGHTS FOR 2023 -

- In 2022, there were 25 Adopt-A-Trail/Park... this season we have 50 signed agreements!
 - *Waiting on signatures for 12 additional adoptions!*
- 25 Springs In Bloom Adoptions
 - *Waiting on signatures for 7 additional flowerbed adoptions!*
- New Programs & Volunteer Opportunities!



CONTACT US



Blake Zink, Senior Program Administrator

Email: blake.zink@coloradosprings.gov

Phone: 719-385-5476

Stephanie Adams, Senior Analyst - Community Engagement

Email: stephanie.adams@coloradosprings.gov

Phone: 719-385-6514

Elizabeth Clark, Analyst II – Special Events & Community Engagement

Email: elizabeth.clark@coloradosprings.gov

Phone: 719-385-6506

April Allen, Analyst II - Community & Multimedia

Email: april.allen@coloradosprings.gov

Phone: 719-385-2145

Jodi Schlosberg, Graphics Tech & Administration

Email: jodi.Schlosberg@coloradosprings.gov

Phone: 719-385-6569



QUESTIONS?